



# Primero



[VIEW OUR NATIONWIDE STOCK](#)

*Created for Adventure*



*Created for Adventure*




# Primero

Our exclusive Primero offers a range of 2-4 berth motorhomes in a variety of Low Profile layouts.

These redesigned models offer an exciting range of features to enhance your holiday experience and allow you to enjoy your leisure time with ease.

With such a well appointed specification all at an affordable price tag, Primero is the first port of call for those on a budget, but, not looking for a budget motorhome.

With an MTPLM weight of 3500kg, these Low Profile motorhomes can be driven by anyone holding a full UK driving licence with ease and regardless of their age. There is also the option to upgrade to a 3650kg chassis for a larger payload.



Read The  
Latest Press  
Reviews








3  
MODELS

FIAT

The new Fiat engine provides a powerful, comfortable and safe driving experience with an optional Fiat automatic gearbox available as a cost option.



Primero motorhomes are available with a MTPLM of 3500kg to be driven with ease and regardless of age. There is also the option to upgrade to 3650kg for an increased payload.



99% Wood-Free Construction.

VIEW OUR NATIONWIDE STOCK



4

SEATS



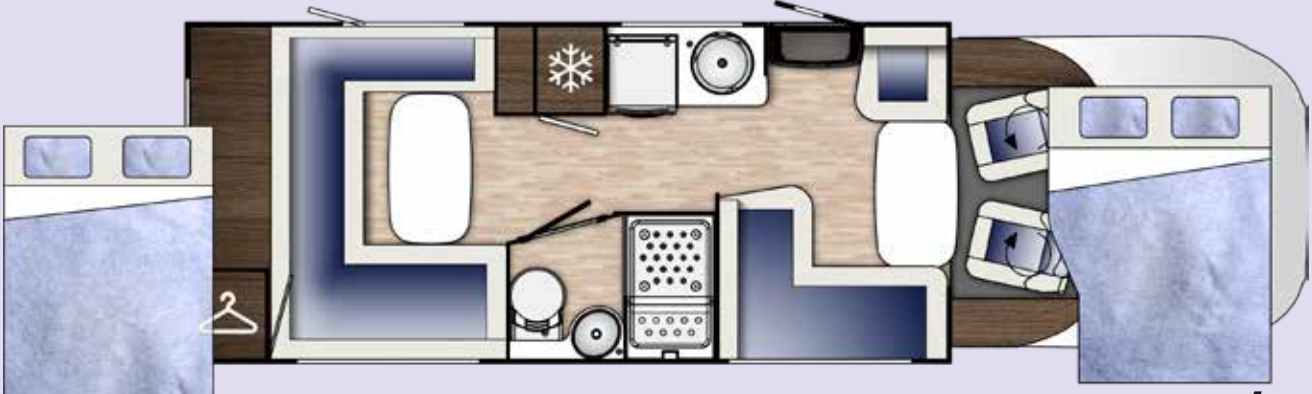
2

BERTHS



## Primero 201

OVERALL LENGTH	5950mm/19'5"	
OVERALL WIDTH (MIRRORS FOLDED)	2300mm/7'6"	
OVERALL HEIGHT (EXC AERIAL)	2890mm/9'5"	
MTPLM	3500kg	3650kg
MAX USER PAYLOAD	724kg (Manual)	878kg (Manual)
	703kg (Auto)	857kg (Auto)



4

SEATS



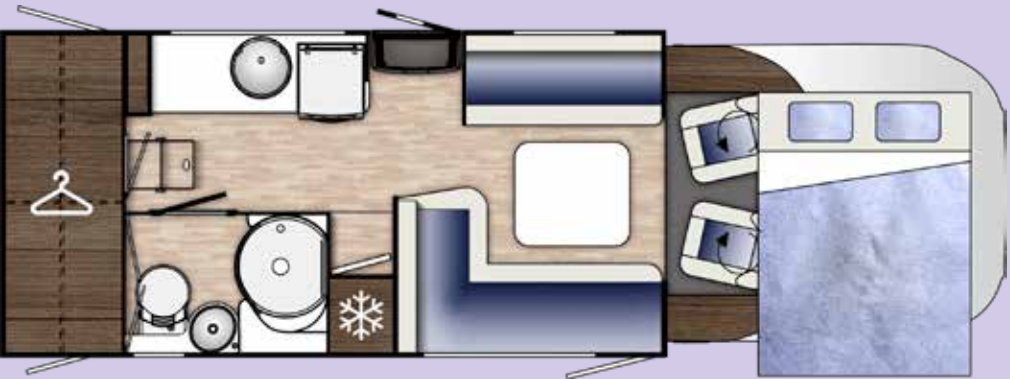
4

BERTHS



## Primero 282

OVERALL LENGTH	7390mm/24'2"	
OVERALL WIDTH (MIRRORS FOLDED)	2300mm/7'6"	
OVERALL HEIGHT (EXC AERIAL)	2890mm/9'5"	
MTPLM	3500kg	3650kg
MAX USER PAYLOAD	434kg (Manual)	584kg (Manual)
	413kg (Auto)	563kg (Auto)



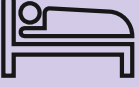
4

SEATS



4

BERTHS



## Primero 286

OVERALL LENGTH	6950mm/22'8"	
OVERALL WIDTH (MIRRORS FOLDED)	2300mm/7'6"	
OVERALL HEIGHT (EXC AERIAL)	2890mm/9'5"	
MTPLM	3500kg	3650kg
MAX USER PAYLOAD	469kg (Manual)	619kg (Manual)
	448kg (Auto)	598kg (Auto)



# Primero Key Features & Benefits



**FIAT 140BHP EURO 6D ENGINE WITH ABS BRAKES, ESP TRACTION CONTROL, HILL/CURVE/WIND ASSIST**

The new Fiat engine provides a powerful, comfortable & safe driving experience with an optional Fiat automatic gearbox available as a cost option.



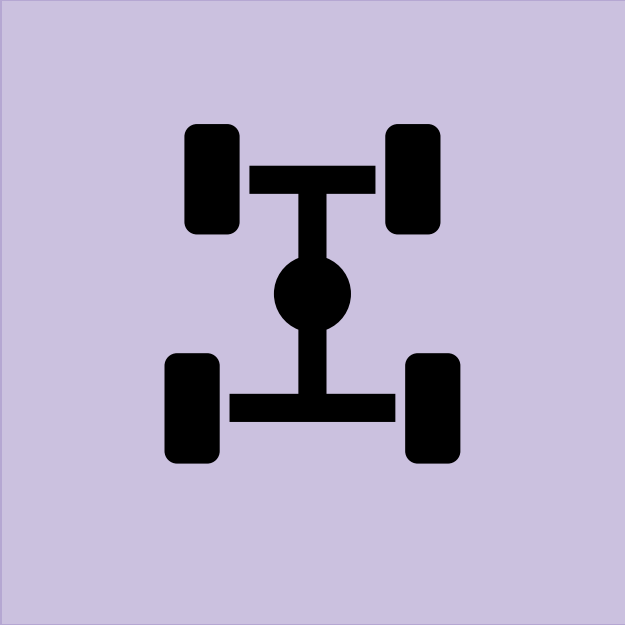
**AIR CONDITIONING & CRUISE CONTROL**

Drive with the ultimate comfort thanks to the inclusion of cab Air Conditioning & Cruise control.



**3500KG CHASSIS OPTION**

Choose from either a 3500kg chassis to be driven by anyone holding a UK licence regardless of age or a 3650kg chassis offering an increased payload.




**WIDENED REAR TRACK**

The increased rear track permits greater stability & offers greater width for the living unit.



**HIGH LEVEL TOUCHSCREEN RADIO WITH BLUETOOTH CAPABILITIES**

Make your way to your holiday destination with ease & with the latest audio technology.



**ELECTRIC & HEATED WING MIRRORS**

Primero door mirrors are electrically heated, eliminating ice & condensation build-up quickly, to help you see more clearly in any weather.



**ALLOY WHEELS WITH FIAT FIX GO REPAIR KIT**

Fix&Go is the most advanced tire repair kit in the world helping you get back on the road in emergency situations.



**THREE POINT SEAT BELTS TO ALL FORWARD FACING DESIGNATED PASSENGER SEATS**

Comfortable safety for all your passengers with fully upholstered swivel captain chairs with two arm rests & height adjustment.



**NCC APPROVED WITH FULL UK SPECIFICATION.**

Your Mileomotorhome has been rigorously tested to meet all NCC approval standards to be certified safe for you & your family as well as being legal for use on UK roads.




**REAR PARKING SENSORS**

These sensors are able to detect objects you might not see behind your motorhome, enabling you to avoid running into them.



**PLENTIFUL BED OPTIONS**

Benimar have expertly designed the Primero range to include a number of versatile bed options including space saving electric drop down beds on selected models.



**GRP & 99% WOOD FREE CONSTRUCTION**

Benimar motorhomes offer the almost complete elimination of wood in the bodywork structure. The use of damp-proof materials, which are effective at insulating, guarantee the vehicle lasts longer.



# Primero Features

## CHASSIS

- Fiat Ducato Euro 6D Chassis with 140bhp engine, AdBlue technology & 6 speed gearbox
- Automatic 9 speed gearbox available as a cost option
- 2 year chassis warranty
- 60 litre fuel tank
- NEW look graphics
- 3650kg chassis upgrade available as a no cost option offering an increased payload

## DRIVER COMFORT

- Cab Air conditioning
- Key with central locking
- Adjustable steering wheel
- Electric windows & mirrors
- On board computer
- Fully upholstered swivel seats with two arm rests & height adjustment
- Door pockets & bottle holders
- 12v lighter socket & 1 USB port
- External awning light

## DRIVER SAFETY

- NCC approval & full UK specification
- Driver & passenger air bags
- Cruise control
- ABS, ESP, Traction control, Hill assist and curve assist with wind mitigation system
- Rear axle width of 1980mm for improved stability
- Remote central locking of cab doors & immobiliser
- Alloy wheels
- Puncture repair kit - Fix & Go
- Electric cab windows
- Heated & electric wing mirrors
- Rear parking sensors
- Rear bumper with LED lights

## AUDIO SYSTEM

- High level touch screen DAB radio with bluetooth capabilities & USB MP3 player
- External antenna

## BODY CONSTRUCTION

- Habitation door on UK side
- GRP & 99% wood free construction
- 25mm XPS insulation on sidewalls
- 53mm XPS insulation on floor & roof
- High impact, scratch resistant flooring
- 120 litre fresh water tank isolated & heated with level sensor
- 105 litre waste water tank with level sensor
- Three point seat belts to all designated passenger seats
- High & low fixing points for optional rear mounted cycle rack
- Single key locking for habitation doors
- ABS lower moulded rear panel with integral lights
- High level brake light
- Colour coded side skirts
- Removable entrance mat
- High quality double glazed opening windows with night-latch ventilation
- Blinds for windows
- Gas bottle compartment
- Gas regulator suitable for butane or propane
- Entrance light

## LIVING AREA

- Dometic Deluxe windows
- Marel ash & nacre style furniture
- Dometic Midi heki rooflights
- Multi positional space saving drop down beds with removable aluminium ladder on selected models
- Secure positive catches on all furniture doors with soft closing hinges
- Skyview rooflight
- Cab curtains
- Multi directional sliding table (selected models)

## WASHROOM

- Thetford cassette toilet with electric flush & 18 litre wheeled holding tank
- Chrome finish brass mixer taps & shower head
- Rooflight with flyscreen
- Towel holder
- Washbasin with single door cupboard below
- Fully separate shower
- Bathroom accessories

## KITCHEN

- Metal drawer runners with soft closing system
- Gas hob with glass lid, oven & extractor hood
- Stainless steel sink with glass lid
- Illuminated spice rack
- NEW work top extension

## ELECTRICS, GAS & PLUMBING

- 2 x 220v sockets
- 2 x 12v sockets
- Mains consumer unit with mains isolator
- Truma combi 6kw heating & water system which operates on gas or electric
- Isolation taps for gas appliances
- External LED awning light
- 16 amp battery charger
- CO2 alarm
- Smoke alarm

## WARRANTY



For full warranty details please visit:  
[www.marquisleisure.co.uk/warranty](http://www.marquisleisure.co.uk/warranty)

WEIGHTS & DIMENSIONS		PRIMERO RANGE											
Model	PRIMERO <b>201</b>				PRIMERO <b>282</b>				PRIMERO <b>286</b>				
Engine	140bhp Manual		170bhp Automatic (optional)		140bhp Manual		170bhp Automatic (optional)		140bhp Manual		170bhp Automatic (optional)		
Berths (sleeping positions)	2				4				4				
Designated Passenger Seats (incl. driver)	4				4				4				
Overall Length	5950mm / 19'5"				7390mm / 24'2"				6950mm / 22'8"				
Overall Width (mirrors folded)	2330mm / 7'6"				2330mm / 7'6"				2330mm / 7'6"				
Overall Width (mirrors extended)	2750mm / 9'0"				2750mm / 9'0"				2750mm / 9'0"				
Overall Height (excl. TV aerial)	2890mm / 9'5"				2890mm / 9'5"				2890mm / 9'5"				
Internal Height (max)	2110mm / 6'9"				2110mm / 6'9"				2110mm / 6'9"				
Maximum Permissible Laden Mass (a)	3500kg	3650kg	3500kg	3650kg	3500kg	3650kg	3500kg	3650kg	3500kg	3650kg	3500kg	3650kg	
Mass in Running Order (b)	2776kg		2797kg		3066kg	3116kg	3087kg	3137kg	3031kg		3052kg		
Maximum User Payload (c) (c=a-b)	724kg	878kg	703kg	857kg	434kg	584kg	413kg	563kg	469kg	619kg	448kg	598kg	
Maximum Trailer Weight	2000kg	1750kg	2000kg	1750kg	1750kg				2000kg	1750kg	2000kg	1750kg	
Gross Train Weight	5500kg	5400kg	5500kg	5400kg	5400kg				5500kg	5400kg	5500kg	5400kg	
Bed Sizes													
Drop Down Bed	-				1400mm x 1900mm 4'6" x 6'2"				1400mm x 1900mm 4'6" x 6'2"				
Front Double	-				1400mm x 1900mm 4'6" x 6'2"				1300mm x 2100mm 4'3" x 6'9"				
Rear Double	1390mm x 2000mm 4'6" x 6'6"				-				-				
Rear Garage Dimensions													
Rear Garage Aperture Dimensions <sup>#</sup>	976mm (h) x 761mm (w) x 2175mm (d)				1510mm (h) x 510mm (w) x 1510mm (d)				1190mm (h) x 805mm (w) x 2175mm (d)				
Rear Garage Max Load Limit	225kg				225kg				225kg				

**Data & accuracy:** The contents of this publication are as accurate as possible at the time of going to press, but this information should not be regarded as an infallible guide to current specifications, nor does it constitute an offer for the sale of any particular vehicle. Details of performance, dimensions and weights are subject to minor deviations within manufacturer tolerance limits (max +/- 5%). The Mass In Running Order (MIRO) - Weight of the Motorhome equipped to the manufacturer's standard specification including essential habitational equipment. The MIRO is the mass of the unladen vehicle, including an allowance for the driver (assumed 75 kg) and a 90% full fuel tank. The MIRO is calculated with the fresh water tank empty. If you travel with water in the freshwater tank then the User Payload will reduce accordingly. Maximum User Payload includes Personal Effects Payload, conventional load and the Optional Equipment Payload. Please ensure that you've allowed for the masses of all items you intend to carry in the Motorhome. All data is calculated using metric weights and measurements. The imperial figures quoted are conversions thereof and have been rounded to the nearest inch. All dimensions have a tolerance of +/- 25mm. Your Motorhome weights have been calculated with all water tanks empty and we recommend you travel with all water tanks empty. Heights are measured on an unladen vehicle excluding any roof areial. The maximum weight capacity for an electric drop down bed is 250kg, fixed rear beds have a limit of 250kg, overcab beds are 250kg and bunkbeds 100kg. # Garage dimensions quoted are "aperture" height and width and interior garage dimensions may vary. The optional Automatic gearbox on the Fiat Chassis will increase the MIRO by 21kg and therefore reduce the user payload by the same amount.