



Auto-Sleepers
Motorhomes of Excellence

COACHBUILTS

Time To Discover

The Auto-Sleeper Coachbuilt range remains a firm favourite, blending luxurious interior design with exceptional driving performance. Built to our highest quality standards, these motorhomes offer an unmatched travel experience.

DISCOVER THE 2025 RANGE



THE MODERN TOURING EXPERIENCE

Experience the perfect blend of luxury, performance, and v favourite. Designed for exceptional comfort and style, they offer a premium driving experience with state-of-the-art Multijet3 engines, delivering outstanding power, efficiency, and lower emissions. With both low-profile and highline options on a choice of wheelbase chassis, every journey feels effortless. Plus, the advanced Truma Combi Neo heating system provides instant warmth and hot water, ensuring ultimate comfort wherever the road takes you.



Models

5

Min Berth



Max Berth






PEERLESS CRAFTSMANSHIP & VERSATILE LIVING

Step inside the 2025 Auto-Sleeper Coachbuilt motorhome range, where meticulous craftsmanship meets intelligent design. Built on the Fiat Ducato chassis, these motorhomes epitomise luxury and practicality, offering an array of thoughtfully planned habitation layouts to suit every lifestyle. The result is an unparalleled touring experience, seamlessly blending comfort, functionality, and style.

DESIGNED AROUND YOUR NEEDS

The 2025 Coachbuilt range features a variety of interior layouts tailored to accommodate your travel needs. From expansive front lounges ideal for socialising to versatile rear lounge configurations perfect for relaxation, every detail is carefully considered. Dining areas are adaptable, providing formal seating for meals or transforming into comfortable sleeping spaces, ensuring your motorhome feels like a home away from home.

Each interior showcases premium materials, with handcrafted cabinetry, luxurious upholstery, and a seamless integration of modern conveniences. Spacious kitchens, equipped with high-quality appliances, make meal preparation a pleasure, while chic washrooms with premium fittings offer a touch of indulgence on the road. With innovative design at its core, every inch of the habitation area is optimised for practicality and ease.




Entertainment On The Go

Stay connected with onboard Wi-Fi, offering endless entertainment options and a seamless way to stay in touch while on the road.



Grade 3 Thermal Insulation

All 2025 Auto-Sleeper Coachbuilds have achieved Grade 3 classification for heating and thermal insulation.



Superior Craftsmanship

Handcrafted interiors with premium materials and adaptable layouts to suit relaxation, dining, or sleeping needs.



Auto-Sleeper Coachbuilds feature a range of spacious interior layouts each with a luxurious front or rear lounge options; perfect for winding down after a day of exploring the great outdoors.




Thoughtful storage solutions ensure ample space for all your essentials, making every journey as seamless as possible.



A RECIPE FOR THE PERFECT ADVENTURE

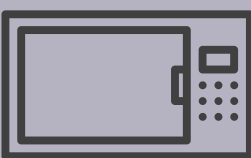
Aspiring cooks will feel right at home in a Coachbuilt motorhome, where well-equipped kitchens provide ample worktop space for effortless food preparation. Every model boasts a flexible dual-fuel hob with a separate oven and grill, a microwave, and an extractor fan to keep your space fresh and odour-free. A spacious fridge with freezer compartment ensures your ingredients stay at their best, ready for any culinary adventure.

Storage is just as impressive, with a thoughtful combination of drawers, cupboards and overhead lockers offering plenty of room for groceries, utensils and cookware—so you can create even the most extravagant of meals with ease.



Dual Fuel Hob

Kitchens include a flexible dual-fuel hob with separate oven and grill



Microwave Oven

All Coachbuilds feature a 230v Dometic microwave oven for convenient cooking on tour.



Fridge-Freezer

Keep your food fresh with the large 3 way refrigerator with freezer compartment


LEFT: Keep your food fresh with the large 3 way refrigerator

ABOVE: interiors contain spacious storage options for all groceries and utensils

TIME TO PUT YOUR FEET UP


Retiring to bed couldn't be simpler, whether you want a double bed or 2 singles (model dependant), simply slide out the bedframe and the cushions double up as the mattress.

Overcab models can offer even greater flexibility, providing space for up to 4 to sleep or the ability for couples to climb straight into bed without the need to disrupt the seating area. The Broadway FB model features the ultimate in luxury with a rear fixed French bed.



LED Interior Lighting

Create the right atmosphere with energy efficient LED lighting including positionable reading spotlights.



Durable Upholstery

Our fabrics have passed the Martindale rub test over 100,000 making them more durable with enhanced longevity.





MULTI-FUNCTIONAL WASH AREAS

The 2025 Auto-Sleeper Coachbuilt motorhomes introduce state-of-the-art washrooms designed for convenience and comfort. The all-new, contemporarily styled shower pods provide a dedicated space for refreshing showers, ensuring a premium experience while maximising practicality. These modern shower pods replace the previous swing door showers, offering enhanced durability and ease of use.

For added comfort and ventilation, the practical washrooms now feature opening privacy

windows, allowing natural light and airflow to create a bright and airy environment. With high-quality fittings, including elegant basins and spacious designs, the washroom areas ensure you can enjoy the same level of luxury on the road as you would at home.

Broadway EB and FB models even include separate shower cubicles with an extractor fan.

NEW FOR 2025

Discover endless showers thanks to the innovative Truma CombiNeo - The next generation of heating and hot water solution - [Click Here to discover more.](#)

CLEVER STORAGE, NO COMPROMISES

Designed by the experts at Auto-Sleepers, this motorhome range maximises every inch of space, ensuring you can take everything you need for the journey ahead. Thoughtfully designed storage solutions let you make the most of your payload, so you never have to leave behind the essentials—or those little extras that make your adventures even better.



EXPERIENCE POWER & PERFORMANCE

CUTTING EDGE ENGINES

FIAT 140bhp Manual Gearbox & Optional 140/180bhp Automatic Gearbox)

For 2025, the Auto-Sleepers Fiat Coachbuilt range is equipped with state-of-the-Art Multijet3 engines, delivering the latest advancements in fuel efficiency and environmentally conscious diesel technology.

Fiat's new generation of engines, designed specifically for campervans and motorhomes, ensures top-tier performance, exceptional reliability, and significantly lower fuel consumption and CO₂ emissions.

The Ducato Multijet3 powertrain lineup offers a versatile selection to enhance your journey. The 2025 models feature a range of automatic engine options, including 140hp and 180hp variants, all boasting reduced noise levels, lighter weight, and best-in-class fuel economy.



New 10" Display

Perfectly fitting with the new dashboard, the 10" Radio NAV Touchscreen HD colour display features Wireless Apple CarPlay / Android Auto for mirroring Apps & Maps, embedded Navigation with the ability to set the external dimensions of the vehicle, USB or Bluetooth connectivity and Pinch & Swipe technologies.

Displaying Rearview Camera with Dynamic Gridlines, it includes DAB tuner and Steering Wheel Controls and it is linked to Automatic Air Conditioning via touchscreen.

Ultimate Comfort

Every aspect of the 2025 Auto-Sleeper range has been crafted to deliver unmatched comfort during your travels. Fiat Ducato cabs are equipped with ergonomic captain seats featuring supportive armrests, a leather steering wheel, cruise control, and cab air-conditioning, ensuring that every drive is as enjoyable as the destination.

Safety First

2025 Auto-Sleeper Coachbuilds feature the latest driving technology to keep you as safe as possible out on the road, all models feature:

- ESP/ESC for enhanced stability.
- ABS brakes with EBA (Emergency Brake Assist) and EBFD (Electronic Brakeforce Distribution).
- Daytime running lights for improved visibility.
- Tyre pressure sensors to ensure optimal performance
- Pre-installed S7 vehicle tracker for added security.
- Rear fog lights for safer driving in low-visibility conditions
- Driver and passenger airbags to protect all occupants.





AL-KO FOUNDATIONS

Since 1979, AL-KO has been at the forefront of motorhome chassis conversions. AL-KO has worked to engineer a lightweight, low height chassis perfectly suited for motorhome use. AMC chassis are specially engineered to provide the maximum strength and stability within the lightest possible frame.

This enables motorhome owners to take additional luggage, but also provides the opportunity to carry heavier and larger leisure equipment.



AL-KO

DISCOVER MORE:
AL-KO chassis' can be found on the
Nuevo EK Plus

[CLICK HERE](#)

DESIGNED FOR COMFORT AND CONVENIENCE

Wherever your journey takes you, Auto-Sleeper motorhomes are designed to deliver a practical and comfortable experience every time you travel.

Our expert designers have carefully crafted layouts that maximize space while providing generous storage throughout.

To complement these smart designs, we use only the finest materials and high-quality equipment, ensuring every Auto-Sleeper motorhome meets the highest standards.

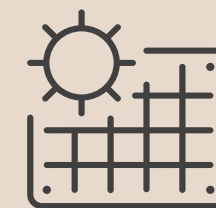
For added convenience, an underfloor LPG gas tank frees up valuable storage space while offering greater efficiency and cost savings.

And with every model achieving Grade 3 classification for thermal insulation, your motorhome is ready for year-round adventures—so you can escape to the outdoors in comfort, no matter the season.



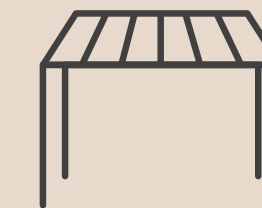
Metalarte habitation door with sliding flyscreen door

Auto-Sleeper Coachbuilds are fitted with a safe and secure exterior habitation door featuring single key locking. For added comfort and hygiene, these doors are also fitted with a useful pleated-mesh flyscreen to help keep annoying pests out of your living area.



100W Solar Panel*

Be more self-sufficient and save money on your next holiday thanks to the 100W Solar Panel.



Thule Roof Mounted Canopy Awning*

Effortlessly extend your living space with this sleek and durable awning, providing instant shade and protection from the elements, perfect for relaxing or dining alfresco during your travels.



Underfloor LPG Gas Tank

25 litre underfloor mounted LPG gas tank installed, offering hassle free practicality with numerous benefits.



USB & USB-C Sockets

Stay powered up wherever you go with USB and USB-C charging points strategically placed throughout the motorhome habitation areas.



Spacious storage facilities

To help make the most of your space, our designers have included numerous space saving storage options to securely stow your luggage.



Dine Al'Fresco!

Feel like making the most of some glorious weather? All Auto-Sleeper models feature external BBQ points for quick and easy outdoor dining.

THE LATEST TOURING TECHNOLOGY

For 2025, Auto-Sleeper models have been fitted with an exciting range of equipment to further enhance your trips away. Improved Security features, stylish exterior looks, plus be the envy of everyone on the campsite and stream all your favourite media from iPlayer, Netflix and Spotify thanks to internet connections up to 5x stronger than standard mobile connections.

NEW FOR 2025



Auto-Sleepers Exclusive Truma CombiNeo

Fiat models now feature the all-new Combi Neo, a compact and efficient dual-fuel system from Truma. This advanced central heating and hot water system ensures optimal comfort and convenience on your travels.



5G Ready Wifi

(SIM card required)

All 2025 Auto-Sleeper coachbuilds are fitted with powerful 5G ready Mobile broadband equipment designed to improve internet connectivity on your touring excursions.



FIAT DAB+ infotainer with 9" display screen*

This top-class touchscreen DAB+ radio infotainer from FIAT with rear observation camera offers tourists true mobile convenience: calls, messages, Apple CarPlay & Android Auto smartphone integration.



100W Solar Panel*

Be more self-sufficient on your next holiday with the included 100W solar panel, harnessing renewable energy to power your motorhome. Whether off-grid or cutting energy costs, it provides a sustainable way to keep your devices running



100ah Lithium Battery Fitted As Standard

2025 Auto-Sleeper models benefit from the upgraded 100Ah Lithium Iron Phosphate leisure battery, now fitted as standard for enhanced performance and long-lasting, reliable power on your travels.



GPS Sargent S7Tracker Pre-Installed

(£100 Annual Subscription applicable)

2025 Auto-Sleeper motorhomes are protected 24/7 with the Sargent S7 Tracker, offering advanced security and peace of mind wherever your journey takes you.



Truma FLOJET 12V Water System Pump

The 12v Flojet water pump is ideal for providing a continuous and consistent water feed throughout your motorhome's water system.



Underfloor Mounted 25Litre LPG Tank

A 25-litre underfloor-mounted LPG gas tank provides hassle-free practicality. It frees up storage space, replaces heavy gas bottles, and ensures an extended supply for heating, cooking, and hot water.



Ultrasonic Water Sensors

Auto-Sleeper motorhomes now feature Ultrasonic Water Sensors for precise, contactless monitoring of fresh and waste water levels. These sensors provide accurate readings, reduce maintenance, and ensure a hassle-free experience on every journey.



Truma Aventa Comfort (optional)

Enjoy a pleasant indoor climate in Summer thanks to the optional roof-mounted Aventa Comfort air conditioning system from Truma.

*Premium Pack



Welcome To Innovation. Welcome CombiNeo.



- ALL-NEW FOR 2025
- INSTANT* HEATING
- ENDLESS* SHOWERING

A New Era Of Heating.



COMBINEO

The CombiNeo from Truma, exclusively fitted to Auto-Sleeper Fiat-based motorhomes, represents the next generation of heating and hot water solutions. Combining innovative design with powerful performance, the CombiNeo offers instant* heating and the ability to enjoy endless* hot water within three minutes and hot shower after 8 minutes of activation, whether using gas, electric, or hybrid modes. This advanced system delivers up to 7kW of thermal output, ensuring reliable warmth and comfort. With its compact, lightweight build it saves space while providing flexible installation options. Seamlessly integrated with the Truma iNet X system, the Combi Neo enables intuitive control through a panel or app, offering convenience and adaptability for modern motorhome living.



ENDLESS* HOT WATER

Perfect for long showers – no matter where or how many there are.



SHORT HEAT UP TIME

Regardless of whether in gas, electric or hybrid mode: warm water is available within 3 minutes.*



2 IN 1 HEATER

Room heating and hot water combined in one compact device



ELECTRIC OPTION

Electric operation also possible – particularly quiet and emission-free.



EASY TO USE

Intuitive operation via the Truma iNet X panel or app.



EFFICIENT HEAT

Fast and energy-saving heating up of the living area.

NEW FOR 2025



Auto-Sleepers
Motorhomes of Excellence

EXCLUSIVE

*Hot water in 3 minutes, hot shower after 8 minutes heating time in gas and hybrid mode with a temperature difference $\leq 25^{\circ}\text{C}$ (e.g. tank 13°C - shower temperature 38°C) and a water flow rate of 3.5 litres per minute, limited by supply of gas, electricity and water and lifespan of the product.



TRUMA iNET X SYSTEM

Experience unparalleled comfort on the go with the Truma iNet X System. Effortlessly control the CombiNeo heater and Truma air conditioning systems via the panel or the Truma iNet X app. With the far-field module Truma iNet X Connect, you can even manage your devices remotely from almost anywhere in Europe, whether you're on the ski slopes, at the beach, or hiking. Additionally, you can check the current status of your Truma devices and vehicle with ease.

AVENTA COMPACT PLUS AIR CONDITIONING SYSTEM

All Auto-Sleepers have the option of having an Aventa compact plus conditioning system installed. The Truma roof air conditioner excels with its performance power – Although being especially efficient and economical in consumption the Aventa turns the vehicles into a feel good zone thanks to its high performance. The powerful cooling capacity ensures this on hot summer days. In cool nights the economical heat pump function (2 ventilation steps) ensures pleasant temperatures. At the same time the air is not only dehumidified, but also cleaned by a new honeycombed air filter.

The integrated sleep-mode reduces speed of the ventilator in the night and so by very silent air distribution a particular smooth running of the air conditioner is achieved. The single adjustable air-outlets offer various possibilities to dispense the conditioned air in the vehicle.

FLOJET 12V PUMP

The Flojet 12V water pump, designed by Truma, ensures a continuous and reliable water supply throughout your 2025 Auto-Sleeper motorhome. Engineered for performance and efficiency, this pump provides consistent water pressure, making it ideal for smooth operation of taps, showers, and appliances. Its durable build and quiet operation enhance comfort while traveling, ensuring a dependable water feed for all your needs.



THE LITHIUM DIFFERENCE

Auto-Sleepers are fitted with 100Ah Lithium iron phosphate leisure batteries (LiFePO4 or LFP) which offer lots of benefits compared to lead-acid batteries. Including, longer life span, extremely safe, lightweight, improved discharge and charge efficiency, all whilst providing a long life span.

- **Heavy on power. Light on weight**
Compared to lead-acid batteries lithium provides great energy density and are at least half the mass. Go for lithium if you want to reduce concerns about battery weight, performance and size.
- **Long lifetime. Lower costs**
A huge advantage to lithium technology is the life cycle rating which far surpasses alternative technologies. Lithium batteries operate ten times longer than lead-acid.
- **Quick and efficient**
Lithium can charge and discharge at a high rate providing maximum versatility. Fast charging minimizes downtime, and lithium's high rate of discharge is perfect for a burst of power.
- **Low self-discharge**
Lithium batteries have a very low self-discharge rate; <3% per month. Compared to lead-acid this is 10 times lower.
- **Maintenance free**
Lithium batteries don't require active maintenance to extend their service life and include built in automatic overcharge protection.



5G READY WIFI

When you venture out in your Auto-Sleeper, our aim is not only to provide you with features that offer opulent luxury and comfort, but that are also practical and useful to maximise your holiday enjoyment every time you travel.

Our expert motorhome designers have designed the internal layouts of our motorhomes to optimise efficiency of the living spaces; balancing freedom of movement with storage of equipment and features.



AUTO-SLEEPERS MONITOR

UTILITY MANAGEMENT SYSTEM

EASY ACCESS CONTROLS

Rest easy knowing that your Auto-Sleeper motorhome is equipped with the advanced Auto-Sleepers Monitor Utility Management System (UMS). But what exactly is it? The Auto-Sleepers Monitor UMS seamlessly integrates cutting-edge electrical systems from the innovative UK electrical manufacturer, Sargent, and heating systems from renowned manufacturers Truma (Fiat models), and Alde (Mercedes models). Designed to centralise the controls for all your on-board leisure facilities, the UMS ensures easy and intuitive management. Moreover, the inclusion of Sargent's CAT6 vehicle tracker, accessible remotely through 'Auto-Sleepers LOCATE,' provides you with the peace of mind that your motorhome is secure.

MANAGE YOUR ONBOARD SYSTEMS

The LCD touch-screen control panel allows you to easily monitor and control your motorhome's on-board systems. This functional all-in-one panel makes it simple to manage your lighting, battery and water so that you can spend more time enjoying your trips away.

TEMPERATURE CONTROL

Coachbuilt models are fitted with the digital Truma iNet X control panel allowing you to set the temperature in your Auto-Sleeper motorhome quickly and easily. Choose functions like fan speeds and night time economy mode instantly. The automatic climate control ensures a constant indoor temperature in all weathers.

LOCATION TRACKER

Check the location of your motorhome and see the location of all Auto-Sleeper approved dealer workshops using Sargent's Auto-Sleeper Locate function.

For more information on Auto-Sleepers Locate please:

[CLICK HERE](#)

HAVE IT YOUR WAY

Auto-Sleepers have been hand-crafting motorhomes to stand the test of time for over 60 years and we believe that your motorhome should be tailored to be exactly how you want it. That's why we offer numerous personalisation options to enable you to customise your vehicle to meet your requirements.



FABRIC OPTIONS

Every Auto-Sleeper Fiat Coachbuilt offers a choice of luxurious interior upholstery, including the **NEW** Como fabric with two trim colour options, as well as Premium leather furnishings

Additionally, customers can choose the Amalfi and Trieste fabrics from the Mercedes Coachbuilt and Campervan ranges as optional upholstery selections. Speak to your dealer for more details.




TRIM OPTIONS  GRIGIO  ORO

OPTIONS

LEATHER UPHOLSTERY

In addition to our standard upholstery and for those seeking a premium touch, luxury full leather and half-leather furnishings are also an option.



SEATING OPTIONS

Selected Coachbuilt models are available with the option of two rear seating configurations. Choose from either twin benches, creating a spacious lounge or additional rear travelling seats**, which allow for extra passengers to be transported in the rear safely. Please note that optional rear travelling seats cannot be combined with optional luton overcab roofs.



Twin Bench Lounge



Additional Rear Travelling Seats

SEAT BELT SAFETY

Seat belts for the front cab seats in motorhomes have always been installed by the base vehicle manufacturer since the law required them to do so and wearing them is a legal requirement whenever the vehicle is being driven.

However, seat belts in the rear of a motorhome are more complicated; where a designated travelling seat is available it must be used, however, where

there isn't one it's not illegal to travel in the rear without wearing one at present, although this could well change in the future.

In the interests of everyone's safety and peace of mind, Auto-Sleepers always recommend when travelling in the rear of a motorhome, it should be in a designated travelling seat with the three point seat-belts in use. Please note that adding

optional seatbelts reduces vehicle payload by 40kg.

Look out for the red seat-belt symbol next to the layout to indicate the availability of designated rear travel seats which have been tested and approved as fully compliant with European whole vehicle type approval for your total safety and peace of mind.



Situation	Front Seat	Rear Seat	Responsibility
Driver	Seat belt must be worn if fitted	-	Driver
Child under 3 years of age	Seat belt must be worn if fitted	Correct child restraint must be used	Driver
Child from 3rd birthday up to 135cm in height or 12 th birthday, whichever they reach first.	Correct child restraint must be used	Correct child restraint must be used where seat belts are fitted. Must use adult belt in rear seat if correct child restraint is not available.	Driver
Child 12 or 13 years of age or over 135cm in height	Seat belt must be worn if fitted	Seat belt must be worn if fitted	Driver
Adult passengers	Seat belt must be worn if fitted	Seat belt must be worn if fitted	Passenger

**additional cost option

Diamondbrite®
PROTECT | CLEAN | CARE

LEISURE VEHICLE PROTECTION

GUARANTEED FOR A LIFETIME

diamondbrite.co.uk



Proud to be a
BRITISH MANUFACTURER

#TimeToShine

ULTIMATE PROTECTION

FOR PAINT, FABRIC
AND LEATHER

KEEP THE LOOK

- Fade resistant
- Maintain that 'showroom' finish

SAVE TIME AND EFFORT



- Easier and quicker to clean
- No need to polish your Caravan, Motorhome or Campervan ever again

SAVE MONEY AND MAKE MONEY

- Spend less on cleaning products
- Increase your vehicle's resale value

PEACE OF MIND

- Protect your pride and joy
- Used and approved by leading Caravan and Motorhome manufacturers



[CLICK HERE FOR MORE INFORMATION](#)

 **Jewelultra** Limited
Manufacturers of Diamondbrite

JOIN THE CLUB

www.asoc.uk.com

The Auto-Sleepers Owners' Club was formed in 1989 and now has a membership exceeding 2,400. Closely allied with the Company, membership of the Club is open to all Auto-Sleepers owners.

Benefits include a monthly newsletter and rallies throughout the year, both at home and abroad. Enquiry forms are available through the Company or by visiting the club website.



MEDIA PACK (OPTIONAL)

HOME ENTERTAINMENT ON THE MOVE

Press and go, the convenience of having all your TV channels ready to watch in an instant with the Auto-Sleepers' Media Pack. The pack features the Telesat BT Automatic Satellite System, a versatile satellite system providing you with TV and radio coverage throughout the UK and Europe.

FULLY AUTOMATIC

Automatic Satellite Antenna HD with 16 saved Satellites. Equipped with DVB-S2 control unit with OLED display and 2 keys to start a satellite search or lower the dish. Can also be controlled via Bluetooth from your Smartphone via the TELECO App.

KEY FEATURES:

- This latest model is equipped with a 2 position unit Astra 1 (19.2°E), Astra 2 (28°E)
- Twin LNB as Standard. For use with PVR's, SKY+™ or 2 receivers in different locations
- Fully Automatic: Includes a compact control box to automatically locate the correct satellite with a single button-press
- Clear and easy to use DVB-S2 control unit with OLED display
- Powered by your receiver
- A 65cm offset dish giving this satellite an increased range
- All weather resistant and robust casing
- Complete with operation manual & set up guide
- Compatible with any SD/HD Free to air satellite receiver
- Safety system with automatic closing of the antenna at vehicle start



TELECO

ASK YOUR LOCAL DEALER ABOUT THE RANGE OF TV AND MEDIA OPTIONS AVAILABLE FOR YOUR AUTO-SLEEPER MOTORHOME





SERVICE YOU CAN COUNT ON

The Auto-Sleeper Service Centre caters specifically for the needs of the motorhome, campervan and caravan owner. Located around the corner from the Auto-Sleeper factory in Willersey, near Evesham, Worcestershire. We offer annual habitation checks, accessories and modifications. Additionally, we can also offer motorhome, caravan and campervan repairs, accident or insurance claims.

The Service Centre technicians have many years' service with the company and are fully trained. Although specialising in Auto-Sleeper models, work can be carried out on any type of vehicle

or caravan irrespective of make but please note we are unable to undertake warranty work on other manufacturers vehicles.

The habitation check covers the motorhomes/ caravan chassis, body, fixtures, fittings and include full gas and electric system checks. Base vehicle servicing and Mot's can be arranged off site if necessary.

Dedicated to customer care, the Service Centre offers a comfortable waiting room, refreshments and mains hook-ups for an overnight stay.

AUTO-SLEEPERS PARTS DEPARTMENT

The Auto-Sleepers Parts Department aims to provide parts for Auto-Sleepers old and new. When contacting this Department, customers should have to hand the Auto-Sleepers production number of their vehicle (this can be found in the vehicle glovebox). We endeavour to provide parts for older vehicles, but are unable to guarantee to supply parts that are no longer manufactured by our suppliers.

TO FIND OUT MORE ABOUT MOTORHOME OR CARAVAN SERVICING PLEASE:

TO FIND OUT MORE INFORMATION ABOUT PARTS ENQUIRIES PLEASE:

GET IN TOUCH

Service Opening Hours:

Mon - Thurs : 7:30am - 5pm

Fri: 7:30am-3pm

Sat-Sun: Closed

Service Contact

+44 (0) 1386 853511

contact@auto-sleepers.co.uk

[CLICK HERE](#)[CLICK HERE](#)

NEW PARTS & ACCESSORIES SHOP NOW OPEN

Auto-Sleepers is excited to introduce a new accessory shop within the Service Centre, offering a range of high-quality accessories and upgrades for your motorhome or campervan. Whether you're looking for solar panels, satellite systems, or essential outdoor equipment, the shop provides convenient access to carefully selected products, with expert advice available on-site. Visit the Service Centre to explore the latest accessories and enhance your Auto-Sleeper experience.

AUTO-SLEEPERS MOTORHOME WARRANTY

You can be confident about owning an Auto-Sleeper, because we are confident about the way in which we build them. The conversion work of every Auto-Sleeper is covered by our own three year warranty* scheme plus and an additional three year water ingress warranty*.

The cover is not restricted to mileage and protects all aspects of the motorhome.

*Terms and conditions apply, please refer to your handbook for further information.



FIAT WARRANTY

Fiat provides a manufacturer's warranty for the base vehicle (as supplied to Auto-Sleepers) for a period of two years. For any issues with the base vehicle please contact your local Fiat dealer.

Your base vehicle warranty is subject to the terms and conditions contained in the respective chassis manufacturers' service literature. Your vehicle must be serviced in accordance with the chassis manufacturer's requirements.

12 Months Fiat Camper Assistance

All new Fiat motorhomes come with 12 months Fiat Camper Assistance - the dedicated roadside assistance service for Fiat motorhome owners.

Owners of Fiat motorhomes can benefit from the following:

- 1500 service centres throughout Europe
- Roadside assistance 24 hours a day
- Fiat Customer Care Call Centre.

For this service call the universal multilingual telephone number 00800 3428 1111# - for Ducato motorhome owners (even those with older models) in 13 languages and available in 44 countries.

Services include:

- Information (also to callers who are not Ducato customers)
- Customer Care
- Roadside assistance for Ducato customers, 24 hours a day, 7 days a week.
- An alternative number is also available: +39 0244412160.

#free depending on country and operator.

COACHBUILTS - Estimated Weights and Dimensions Overview

MODEL											
	Nuevo EK Plus	B'way EB		B'way EK		B'way EK TB LP		B'way FB		B'way EL	
ENGINE	140bhp Auto	140bhp Manual	140bhp Auto	140bhp Manual	140bhp Auto	140bhp Manual	140bhp Auto	140bhp Manual	140bhp Auto	140bhp Manual	140bhp Auto
Roof profile (low or overcab)	Low	Low		Overcab		Low		Low		Low	
Designated Passenger Seats (excl. driver)	1	1		3		1		1		1	
Berths (sleeping positions)	2	2		4		2		4		2	
Overall Length	6000mm 19'8"	6320mm 20'9"		6320mm 20'9"		6320mm 20'9"		7205mm 23'8"		6630mm 21'8"	
Overall Width (mirrors folded)	2320mm 7'7"	2320mm 7'7"		2320mm 7'7"		2320mm 7'7"		2320mm 7'7"		2320mm 7'7"	
Overall Width (mirrors extended)	2690mm 8'10"	2690mm 8'10"		2690mm 8'10"		2690mm 8'10"		2690mm 8'10"		2690mm 8'10"	
Overall Height (incl TV aerial)	2900mm 9' 6"	2900mm 9' 6"		3005mm 9'10"		2900mm 9'6"		2900mm 9'6"		2900mm 9'6"	
Internal Height (max)	1960mm 6'5"	1960mm 6'5"		2240mm 7'4"		1960mm 6'5"		1960mm 6'5"		1960mm 6'5"	
Maximum Permissible Laden Mass (a) in kg	3500	3500		3500		3500		3500		3500	
Mass in Running Order (b) in kg	2919	3021	3071	3121	3171	3009	3059	3147	3197	3146	3196
Maximum User Payload (c) (c=a-b) in kg	581	479	429	379	329	491	441	353	303	354	304
Essential Habitation Equipment (d) in kg	17	17		17		17		25		10	
Fresh Water Tank Size/ Waste Water Tank Size	102 litres/71 litres	102 litres/71 litres		102 litres/71 litres		102 litres/71 litres		102 litres/91 litres		102 litres/78 litres	
Premium Pack Weight in kg	40	40		40		40		40		40	
Media Pack Weight in kg	16	16		16		16		16		16	
Bed Sizes											
Front Double	2120 x 1630mm 6'11.5" x 5'4"	2100 x 1350mm 6'11" x 4'5"		2100 x 1840mm 6'11" x 6'0"		2100 x 1930mm 6'11" x 6'4"		2100 x 1220mm 6'11" x 4'0"		-	
Rear Double	-	-		-		-		1940 x 1250mm 6'4" x 4'1"		2200 x 1870mm 7'2" x 6'1"	
Nearside Single	2130 x 700mm 7' x 2'3.5"	1930 x 700mm 6'4" x 2'3.5"		1930 x 680mm 6'4" x 2'3"		1930 x 700mm 6'4" x2'3.5"		-		1870 x 700mm 6'1" x 2'3.5"	
Offside Single	2130 x 700mm 7' x 2'3.5"	1930 x 700mm 6'4" x 2'3.5"		1840 x 930mm 6'0" x 3'1"		1860 x 700mm 6'2" x 2'3.5"		-		1870 x 700mm 6'1" x 2'3.5"	
Roof Bed (When Fitted)	-	-		1940 x 1280mm 6'4" x 4'2"		-		-		-	

Please Note: The MRO is is the mass of the unladen vehicle, including an allowance for the driver (assumed 75 kg) and a 90% full fuel tank. The MRO is calculated with the fresh water tank empty. If you travel with water in the freshwater tank then the User Payload will reduce accordingly. The optional automatic gearbox on the Fiat chassis will increase the MRO by 50 kg and therefore reducing the user payload by the same amount.All masses and weights are subject to a tolerance of +/-5% complying with the European Directive 1230/2012. All motorhomes in this brochure conform to the European Standards

for Motorhomes: EN1646 -1, EN 721, EN1949 and EN 1648-2. They have also been granted European Whole Vehicle Type Approval to EC Directive 2007/46. We would strongly advise against modifying vehicles in any way that could affect the validity of these Standards or Directives.

- The Maximum User Payload includes:
- Conventional load, is the allowance for passengers
 - Essential habitation equipment includes items and/or fluids required for safe and proper functioning of the habitation equipment.Optional equipment is items available from the manufacturer over and above the standard specification.
 - Personal effects, items not effected by the above.

COACHBUILTS - Standard & Optional Equipment Overview

Base Vehicle Specification

- **New** 2025 FIAT Ducato Series 2 Chassis
 - Fiat Turbo Diesel 140BHP Euro 6E manual engine
 - Optional Fiat Ducato 140/180bhp automatic engines#
 - Sargent CAT6 and S7 Vehicle Tracker Pre-Installed (€100 Annual Subscription Applicable)
 - ESP, ABS brakes with EBA, EBFD as standard
 - Alloy wheels* plus spare wheel & carrier
 - Cruise control*
 - Cab air conditioning*
- Colour co-ordinated front bumper and door handles##
 - Integrated touch screen media console with DAB radio and Bluetooth® connectivity, adjustable screen positioning with Apple CarPlay & Android Auto smartphone integration & steering wheel controls*
 - USB and Auxiliary input sockets
 - Gloss black dashboard fascia
 - Power assisted steering
 - Single key central locking for cab and habitation door
- Driver and passenger airbags
 - Driver and passenger captain seats
 - Wing mirror aerials
 - Electrically heated and adjustable door mirrors
 - Daytime running lights
 - Electric cab windows
 - 12v socket
 - UV filtering tinted glass
 - Rear fog lights

Exterior General.....

- Space saving under-floor 25 litre LPG gas tank with LED level indicator
 - Metalarte exterior door with sliding flyscreen & central locking
 - Full scratch and impact resistant GRP body with platinum sides including GRP Rear Panel with Hella LED Lights
 - Opening wind-up sky-view window
 - Aluminium skirts
 - CRIS security chip
- Large external skirt locker (space saving under-floor mounted) (except Broadway EL)
 - Drop down access door to nearside seating
 - Thule roof mounted canopy awning*
 - Colour reversing camera*
 - 100W solar panel*
 - LED strip awning light
 - Colour co-ordinated external TV socket
 - Colour co-ordinated external gas BBQ point
- Colour co-ordinated external 230v mains socket
 - Double-glazed opening windows with blinds & flyscreens
 - Electric slide-out entrance step with auto retract on engine start
 - Rear mud-flaps
 - Rear corner steadies

Interior General

- Luxurious furniture with chrome fixtures and fittings
 - Panoramic opening rooflight
 - Chrome grab handle
 - Privacy blinds & flyscreens to all opening windows
 - Choice of Designer **New** Como fabric in two colour options, as well as the optional classic 'Pamplona'# and Premium leather furnishings#
 - High quality Reflex™ foam upholstery
 - Colour co-ordinated habitation curtains with tiebacks and scatter cushions
 - Removable interior carpets
- LED spotlights and roof lighting
 - Over locker LED mood lighting
 - Seat tops on gas struts and drop down access door to the under seat storage space (model specific)
 - Avtex AMR985 Wifi Dual Sim Router and 5G compatible antenna system (SIM card required)
 - Swivel cab seats on all front lounge models
 - Over-cab storage compartments
 - Spacious wardrobe
 - Range of high & low-level storage lockers
 - Cocktail cabinet with crystal wine glasses
- Freestanding table
 - Foot-well entry step with AS logo light
 - Smoke and carbon monoxide alarms
 - Fire extinguisher
 - Freestanding and/or single leg table
 - Low level LED lighting in the elevated cab step fascia
 - Memory foam mattresses as standard on fixed beds (Broadway FB)
 - **New** MPK Roof Lights with LED
 - **New** Carpet Colour

Electrics + Plumbing

- Sargent EC700 electrical system with EC940 LCD control panel
- Split charged leisure battery
- 230v socket(s)
- 12v socket(s)
- **New** Truma Neo Combi heating system with continuous hot water for reliable comfort and convenience
- Truma Aventa Compact Plus air-conditioning#
- Truma iNet Control Panel
- 102 Litre fresh water tank
- 71 Litre waste water tank
- Gas Regulator
- Large bore waste pipework for efficient drainage
- **New** Upgraded 100ah Lithium leisure Battery
- **New** Flojet 12v Pump
- **New** Ultra Sonic Water Tank Sensors

Kitchen

Spacious and fully equipped with large slide out additional work surface

Dual fuel hob with 3 gas burners and an electric hot plate plus separate oven and grill

Dometic microwave oven

Large refrigerator with freezer compartment

Decorative kitchen splashback

Kitchen centre sink incorporating draining board and cutlery drying rack

12v extractor fan with down-lighters

Cutlery drawer

Kitchen roll holder

Waste bin

Melamine crockery set

Bathroom

- Combined shower and toilet compartment
- **New** Shower pod with shower window (Broadway EK & Nuevo)
- Vanity cupboard
- Separate shower cubicle
- Chrome fixtures and fittings
- Storage cupboard
- Electric flush cassette toilet (model specific)
- **New** Black Anti slip shower mat
- Ducted blown air outlet
- LED lighting
- Retractable clothesline (model specific)
- Roof vent with flyscreen

OPTIONAL UPGRADES

Premium Pack

- Alloy wheels
- Thule canopy awning
- Reversing camera
- 100W solar panel
- Concertina cab blinds in lieu of cab curtains
- Fresh & waste water tank heater blankets
- Wheel arch insulation blankets
- Cab air conditioning
- Cruise control
- Spare wheel with carrier
- Intergrated touchscreen console - DAB, Apple Play & Android Auto

Media Pack

- Teleco 65cm Automatic Satellite System;
 - Fully Automatic Tuning
 - Receives transmissions from Astra 1, Astra 2, Astra 3 and Hotbird
 - Compatible with any SD/HD Free to air satellite receivers

2 Additional Rear Travel Seats

- Broadway EK TB LP Only

Luton Overcab

- Broadway EK TB LP Only

Truma A/C Climate Control

(Mercedes Coachbuilt Delete Option)

Upholstery Options

- **New** Como (standard): Colour - Oro/Grigio
- **New** Trieste (option): Colour - Acqua/Rosa/Scuro/Viola
- Pamplona: Trims -Trigo (option)
- **New** Amalfi (option): Blue Jungle: Colour - Acqua/Palido/ Oro
- **New** Amalfi (option): Purple Jungle: Colour - Oro/Rosa/Viola
- Leather (Premium option): Colour - Cream/Light Grey/Dark Grey
- Half-Leather (Premium option)

*Premium pack #Optional