



Auto-Sleepers
Motorhomes of Excellence

MERCEDES COACHBUILTS

Time To Explore

The 2025 Mercedes Coachbuilt range from Auto-Sleepers seamlessly blends luxury, performance, and cutting-edge technology for the ultimate touring experience. Built on the renowned Mercedes-Benz Sprinter chassis, these exceptional motorhomes offer unrivalled comfort, effortless drivability, and outstanding craftsmanship, ensuring unforgettable adventures.

DISCOVER THE 2025 RANGE



THE MODERN TOURING EXPERIENCE

Experience the pinnacle of touring luxury with our Mercedes Coachbuilt motorhomes, where elegant styling meets outstanding specification and superior driving performance. Built on the renowned Mercedes motorhome chassis, these models offer an unrivalled travel experience. For effortless journeys, every Mercedes Coachbuilt also comes with the option of the finest fully automatic gearbox available in a motorhome.



Models

4

Min Berth



Max Berth



UNRIVALED LUXURY

Mercedes is renowned for its world-class automotive engineering, and its chassis is purpose-built for premium motorhomes and campers. This makes it the perfect foundation for our flagship range, delivering an exceptional touring experience with a focus on both performance and comfort.



Above: Auto-Sleeper interiors combine touring practicality with luxurious upholstery and expert craftsmanship **Top Left:** A cocktail cabinet with crystal wine glasses as standard. **Lower Left:** Auto-Sleeper interiors have been designed to provide optimum use of space for storing all of your touring equipment and luggage.



Entertainment On The Go

Stay connected with onboard Wi-Fi, offering endless entertainment options and a seamless way to stay in touch while on the road.



Grade 3 Thermal Insulation

All 2025 Auto-Sleeper Coachbuilds have achieved Grade 3 classification for heating and thermal insulation.




Superior Craftsmanship

Handcrafted interiors with premium materials and adaptable layouts to suit relaxation, dining, or sleeping needs.

EXPERIENCE TOURING PERFECTION

For those who demand the very best in luxury travel, the Auto-Sleeper Mercedes Coachbuilt range sets the benchmark for opulent touring. Designed for maximum comfort, these models feature beech-sprung slats on beds, reflex foam upholstery, modern touchscreen controls, durable GRP interior walls, and habitation air conditioning—all as standard

As with all Auto-Sleeper Coachbuilt motorhomes, the Mercedes range is built to Grade 3 insulation standards, ensuring a cosy and comfortable experience in any season.



Dual Fuel Hob

Kitchens include a flexible dual-fuel hob with separate oven and grill.



Microwave Oven

All Coachbuilts feature a 230v Dometic microwave oven for convenient cooking on tour.



Fridge-Freezer

Keep your food fresh with the large 3 way refrigerator with freezer compartment.



Auto-Sleeper kitchens are fully equipped with everything you need to cook even the most extravagant of meals



READY, STEADY, COOK!

With a fully equipped kitchen on board, mealtimes are effortless, whether you're frying up a quick breakfast, preparing a hearty pasta dish, or serving a full Sunday roast. Thoughtfully designed for convenience, our kitchens provide the space and high-quality appliances you need for stress-free cooking.


Standard features include a Thetford cooker with a dual-fuel hob, separate oven and grill, stainless steel sink, Dometic fridge/freezer, microwave, and a hob extractor for added ventilation.



YOUR PERSONAL RETREAT


Each Auto-Sleeper Mercedes motorhome is designed to offer a luxurious space where you can truly unwind. Available in a variety of layouts, every model features premium Reflex™ foam upholstery with a choice of the NEW Amalfi fabric in two colour options, as well as the option of Premium leather furnishings. Additionally, customers can select the Como and Trieste fabrics from the Coachbuilt and Campervan ranges as optional upholstery choices.

Elegant, colour-coordinated habitation curtains with tiebacks and scatter cushions add the perfect finishing touch. Soft, energy-efficient LED lighting enhances the relaxing ambiance, while Truma habitation air conditioning, fitted as standard, ensures you stay comfortable no matter the season.



LED Interior Lighting

Create the right atmosphere with energy efficient LED lighting including positionable reading spotlights.



Durable Upholstery

Our fabrics have passed the Martindale rub test over 100,000 making them more durable with enhanced longevity.



REFINED SHOWERING EXPERIENCE

Luxury extends beyond the living space, with every washroom carefully designed for both practicality and comfort. Depending on the model, washrooms feature either an innovative space-saving shower pod or a separate shower cubicle, complete with an electric flush cassette toilet and a separate header tank for convenience.

Additional premium touches include vanity cupboards with mirrors, chrome fixtures and fittings, practical storage solutions, ducted blown-air heating, opening roof vents, and LED lighting for a bright, stylish finish.

NEW FOR 2025

The Alde 3030 Plus, fitted to Mercedes Coachbuilt Motorhomes, is a cutting-edge hydronic heating and hot water system offering continuous hot water, dual-zone temperature control and energy-efficient, silent operation for year-round comfort.

[Click Here To Discover More](#)



New Shower Pod

Bourton models now feature a space-efficient washroom with a modern shower pod cubicle, providing all the essential bathing facilities in a streamlined design.



Separate Shower Cubicle Options

For a touch of hotel-style luxury, the Winchcombe, Burford, and Burford Duo boast a fully equipped washroom with a separate shower cubicle.



OVERVIEW | PAGE 04/04



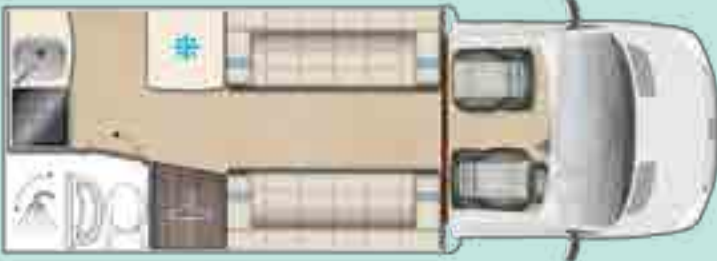











CLEVER STORAGE SOLUTIONS

Maximising space without compromising on design, the Auto-Sleeper Mercedes motorhome range offers an array of smart storage options, both inside and out. Our expert designers have carefully crafted solutions that ensure everything has its place.

Each model includes spacious wardrobes, seat tops with gas struts and drop-down under-seat storage, high-level overhead lockers, over-cab compartments, and a convenient slide-out table storage area. For added practicality, external under-floor skirt lockers provide a secure space for wet or muddy gear.



THE 2025 RANGE

Model	Interior Layout	Dimensions	Weights (ESTIMATED)	Bed Dimensions
Bourton <div><div></div><div></div></div>		Length: 6445mm 21'1"	MTPLM: 3500kg	Front Double: 2100x1920mm 6'11" x 6'4"
		Width (Mirrors Folded): 2260mm 7'5"	MIRO: 3043kg	Nearside Single: 1920 x 730mm 6'3.5" x 2'4.5"
		Height (incl TV Aerial): 2900mm 9'6"	Max User Payload: 457kg	Offside Single 1920 x 730mm 6'3.5" x 2'4.5"
Winchcombe <div><div></div><div></div></div>		Length: 7330mm 24'1"	MTPLM: 4100kg	Front Double: 2210 x 1270mm 7'3" x 4'2"
		Width (Mirrors Folded): 2350mm 7'9"	MIRO: 3258kg	Nearside Single: 1940 x 700mm 6'4" x 2'3.5"
		Height (incl TV Aerial): 2900mm 9'6"	Max User Payload: 842kg	Offside Single 1900 x 700mm 6'3" x 2'3.5"
Burford <div><div></div><div></div><div>Optional Rear Travel Seat</div></div>		Length: 7920mm 26'0"	MTPLM: 4100kg	Front Double: 2210 x 1220mm 7'3" x 4'0"
		Width (Mirrors Folded): 2350mm 7'9"	MIRO: 3450kg	Rear Double: 1860 x 1300mm 6'1" x 4'3"
		Height (incl TV Aerial): 2900mm 9'6"	Max User Payload: 647kg	
Burford Duo <div><div></div><div></div><div>Optional Rear Travel Seat</div></div>		Length: 7920mm 26'0"	MTPLM: 4100kg	Front Double: 2210 x 1220mm 7'3" x 4'0"
		Width (Mirrors Folded): 2350mm 7'9"	MIRO: 3383kg	Nearside Single: 1860 x 780mm 6'1" x 2'7"
		Height (incl TV Aerial): 2900mm 9'6"	Max User Payload: 717kg	Offside Single 1860 x 780mm 6'1" x 2'7"



Full Vehicle
Specification



Model Tours




Read The
Latest News



Watch The
Latest Videos



Find A
Dealer



Brochure
Download

DISCOVER MORE AT
AUTO-SLEEPERS.COM

CLICK HERE



BORN TO RUN

The Best Sprinter Of All Time

Built on the latest Sprinter chassis, the 2025 Auto-Sleeper Mercedes-Benz range is smarter, safer, and more efficient than ever. With a versatile 9-speed automatic transmission, it delivers enhanced performance and increased payload capacity.

Safety comes as standard, with features like Active Brake Assist, double locks, and a visible VIN for added security.

Inside, every Auto-Sleeper Mercedes Motorhome is equipped with state-of-the-art MBUX technology, an infotainer featuring a high-resolution touchscreen and Mercedes PRO connect services.

Choose an Auto-Sleeper Mercedes motorhome for a premium driving experience and keep your adventures moving forward.

EVEN BETTER FEATURES



Effortless Control

Start your vehicle with Keyless Start and activate the Electric Parking Brake effortlessly at the push of a button.



Active Brake Assist

Keeping a lookout for you. Active Brake Assist can warn you of oncoming danger and brake for you. It's the only system that can recognise and brake for pedestrians.



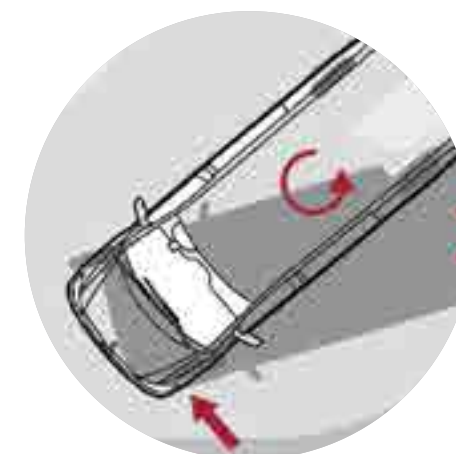
MBUX Infotainer

The state-of-the-art MBUX infotainer with DAB radio, smart connectivity and integrated rear observation camera comes as standard in every Sprinter.



Smart Driving Assistance

Enhance every journey with the latest in advanced safety features, including Lane Assist, Attention Assist, Hill Start Assist and Intelligent Speed Assist.



Crosswind Assist & Adaptive ESP®

Our Mercedes Coachbuilds feature the latest technology to help keep you safe on the road.



Multi-Function Steering Wheel

All controls, all in one place, for a streamlined cabin and safe operation while driving.



Cruise Control

Maintain a steady speed with Mercedes-Benz Cruise Control, reducing driver fatigue and enhancing comfort on long journeys.



3rd Generation SCR Emission Control System

Stringent Euro 6 emissions standard is met with the aid of advanced SCR (Selective Catalytic Reduction) technology.

DESIGNED FOR COMFORT AND CONVENIENCE

Wherever your journey takes you, Auto-Sleeper motorhomes are designed to deliver a practical and comfortable experience every time you travel.

Our expert designers have carefully crafted layouts that maximize space while providing generous storage throughout.

To complement these smart designs, we use only the finest materials and high-quality equipment, ensuring every Auto-Sleeper motorhome meets the highest standards.

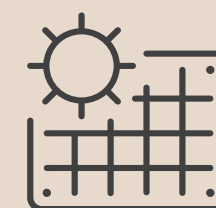
For added convenience, an underfloor LPG gas tank frees up valuable storage space while offering greater efficiency and cost savings.

And with every model achieving Grade 3 classification for thermal insulation, your motorhome is ready for year-round adventures—so you can escape to the outdoors in comfort, no matter the season.



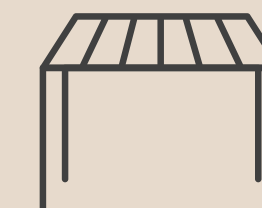
Metalarte habitation door with sliding flyscreen door

Auto-Sleeper Coachbuilds are fitted with a safe and secure exterior habitation door featuring single key locking. For added comfort and hygiene, these doors are also fitted with a useful pleated-mesh flyscreen to help keep annoying pests out of your living area.



100W Solar Panel*

Be more self-sufficient and save money on your next holiday thanks to the 100W Solar Panel.



Thule Roof Mounted Canopy Awning*

Effortlessly extend your living space with this sleek and durable awning, providing instant shade and protection from the elements, perfect for relaxing or dining alfresco during your travels.



Underfloor LPG Gas Tank

25 litre underfloor mounted LPG gas tank installed, offering hassle free practicality with numerous benefits.



USB & USB-C Sockets

Stay powered up wherever you go with USB and USB-C charging points strategically placed throughout the motorhome habitation areas.



Spacious storage facilities

To help make the most of your space, our designers have included numerous space saving storage options to securely stow your luggage.



Dine Al'Fresco!

Feel like making the most of some glorious weather? All Auto-Sleeper models feature external BBQ points for quick and easy outdoor dining.

*Premium Pack

THE LATEST TOURING TECHNOLOGY

For 2025, Auto-Sleeper models have been fitted with an exciting range of equipment to further enhance your trips away. Improved Security features, stylish exterior looks, plus be the envy of everyone on the campsite and stream all your favourite media from iPlayer, Netflix and Spotify thanks to internet connections up to 5x stronger than standard mobile connections.



Alde Central Heating & Flow System

2025 models benefit from world class Alde heating and hot water systems for use all year round in all weathers.



5G Ready Wifi (SIM card required)

All 2025 Auto-Sleeper motorhomes are fitted with powerful 5G ready Mobile broadband equipment designed to improve your internet connectivity whilst on your touring excursions.



100ah Lithium Battery Fitted As Standard

2025 Auto-Sleeper models benefit from the upgraded 100Ah Lithium Iron Phosphate leisure battery, now fitted as standard for enhanced performance and long-lasting, reliable power on your travels.



Truma FLOJET 12V Water System Pump

The 12v Flojet water pump is ideal for providing a continuous and consistent water feed throughout your motorhome's water system.



Ultrasonic Water Sensors

Auto-Sleeper motorhomes now feature Ultrasonic Water Sensors for precise, contactless monitoring of fresh and waste water levels. These sensors provide accurate readings, reduce maintenance, and ensure a hassle-free experience on every journey.



MBUX infotainer*

A high resolution touchscreen DAB+ radio infotainer with rear observation camera offers tourers true mobile convenience featuring Apple CarPlay and Android Auto.*



100W Solar Panel*

Be more self-sufficient on your next holiday with the included 100W solar panel, harnessing renewable energy to power your motorhome. Whether off-grid or cutting energy costs, it provides a sustainable way to keep your devices running



GPS Sargent S7Tracker Pre-Installed

(£100 Annual Subscription applicable)

2025 Auto-Sleeper motorhomes are protected 24/7 with the Sargent S7 Tracker, offering advanced security and peace of mind wherever your journey takes you.



Underfloor Mounted 25Litre LPG Tank

A 25-litre underfloor-mounted LPG gas tank provides hassle-free practicality. It frees up storage space, replaces heavy gas bottles, and ensures an extended supply for heating, cooking, and hot water.



Truma Aventa Comfort (optional)

Enjoy a pleasant indoor climate in Summer thanks to the optional roof-mounted Aventa Comfort air conditioning system from Truma.



ALDE COMPACT 3030 PLUS

Enjoy even more freedom on holiday

When you are away travelling you should be comfortable, which means comfort on a par with home. You shouldn't have to choose. Alde's heating systems provide cosy, silent and even heating.

The Alde Compact 3030 Plus is the result of continued development of our popular hydronic boilers. We are now taking thermal comfort to the next level, giving you, among other things, longer showers and the ability to control different temperature zones.

Heating and hot water in one

With Alde, you not only get to enjoy comfortable warmth in the vehicle, but also hot water. Our built-in 10-litre water heater ensures you always have plenty of hot water for a shower and the kitchenette.

The boiler runs on electricity or LPG, but if you need extra heating, you can choose to combine both to obtain as rapid heating as possible.

One boiler – Numerous possibilities

- ✓ Silent and even heating
- ✓ Perfect for year-round use
- ✓ Heating and hot water from a compact 2-in-1 solution
- ✓ Low 12V power consumption



Thermal comfort with an enhanced premium feel

Like at home or even better. We never stop looking at ways to optimise and refine thermal comfort in your leisure vehicle. That is why the Alde Compact 3030 Plus now includes Alde ICT (Alde Intelligent Climate Technology). This system delivers smooth and efficient temperature transitions, energy optimisation and automatic climate control. You also have the option to choose different settings for night and day.



Adjust the heat in different spaces

Maybe you'd like it to be cooler in sleeping areas, but a little warmer in social spaces? The option of two different zones enables you to set the temperature that best suits your needs. This not only improves your overall comfort – it also reduces your LPG or electricity consumption. Our multi-zone system gives you optimal thermal comfort.



Shower more and for longer

With the Alde Compact 3030, we have increased the hot water capacity by around 20 per cent. You can remain independent and won't have to wait for a shower cubical to come free in the shower block. Make full use of the freedom your leisure vehicle offers.



Easy to control temperature, hot water and zones

Our new control panel is simpler, more modern and easier to navigate. It should be easy to choose your preferred energy source and set the indoor temperature or hot water level.



Continuous hot water

Away with the family or perhaps you just like taking a long shower? The premium version Alde Compact 3030 Plus provides additional hot water capacity and continuous hot water if needed. What a luxury!

FUNCTIONS	COMPACT 3030 PLUS
LPG output	5.5 kW (2 steps)
Electricity output (230 V)	3.2 kW (3 steps)
Total output	8.7 kW (3 steps)
Hot water capacity	10 L
Hot water flow rate (38 °C)	4 L/min
Temperature zones	Automatic 2-zone (premounted, downgradable to 1 zone)
Room sensors	2 required as standard
Antibacterial function	Yes
ACC function	Yes. Compatible with Truma AC
Weight without fluid	15.5 kg



THE LITHIUM DIFFERENCE

Auto-Sleepers are fitted with 100ah Lithium iron phosphate leisure batteries (LiFePO4 or LFP) which offer lots of benefits compared to lead-acid batteries. Including, longer life span, extremely safe, lightweight, improved discharge and charge efficiency, all whilst providing a long life span.

- **Heavy on power. Light on weight**
Compared to lead-acid batteries lithium provides great energy density and are at least half the mass. Go for lithium if you want to reduce concerns about battery weight, performance and size.
- **Long lifetime. Lower costs**
A huge advantage to lithium technology is the life cycle rating which far surpasses alternative technologies. Lithium batteries operate ten times longer than lead-acid.
- **Quick and efficient**
Lithium can charge and discharge at a high rate providing maximum versatility. Fast charging minimizes downtime, and lithium's high rate of discharge is perfect for a burst of power.
- **Low self-discharge**
Lithium batteries have a very low self-discharge rate; <3% per month. Compared to lead-acid this is 10 times lower.
- **Maintenance free**
Lithium batteries don't require active maintenance to extend their service life and include built in automatic overcharge protection.



5G READY WIFI

When you venture out in your Auto-Sleeper, our aim is not only to provide you with features that offer opulent luxury and comfort, but that are also practical and useful to maximise your holiday enjoyment every time you travel.

Our expert motorhome designers have designed the internal layouts of our motorhomes to optimise efficiency of the living spaces; balancing freedom of movement with storage of equipment and features.



MORE COMFORT ON TOUR WITH TRUMA


AVENTA AIR COMPACT PLUS CONDITIONING SYSTEM

All Auto-Sleepers have the option of having an Aventa Compact Plus Conditioning system installed. The Truma roof air conditioner excels with its performance power – Although being especially efficient and economical in consumption the Aventa turns the vehicles into a feel good zone thanks to its high performance. The powerful cooling capacity ensures this on hot summer days. In cool nights the economical heat pump function (2 ventilation steps) for pleasant temperatures.

At the same time the air is not only dehumidified, but also cleaned by a new honeycombed air filter.

The integrated sleep-mode reduces speed of the ventilator in the night and so by very silent air distribution a particular smooth running of the air conditioner is achieved. The single adjustable air-outlets offer various possibilities to dispense the conditioned air in the vehicle.





AUTO-SLEEPERS MONITOR

UTILITY MANAGEMENT SYSTEM

EASY ACCESS CONTROLS

Rest easy knowing that your Auto-Sleeper motorhome is equipped with the advanced Auto-Sleepers Monitor Utility Management System (UMS). But what exactly is it? The Auto-Sleepers Monitor UMS seamlessly integrates cutting-edge electrical systems from the innovative UK electrical manufacturer, Sargent, and heating systems from renowned manufacturers Truma (Fiat models), and Alde (Mercedes models). Designed to centralise the controls for all your on-board leisure facilities, the UMS ensures easy and intuitive management. Moreover, the inclusion of Sargent's CAT6 vehicle tracker, accessible remotely through 'Auto-Sleepers LOCATE,' provides you with the peace of mind that your motorhome is secure.

MANAGE YOUR ONBOARD SYSTEMS

The LCD touch-screen control panel allows you to easily monitor and control your motorhome's on-board systems. This functional all-in-one panel makes it simple to manage your lighting, battery and water so that you can spend more time enjoying your trips away.

TEMPERATURE CONTROL

Coachbuilt models are fitted with the digital Truma iNet X control panel allowing you to set the temperature in your Auto-Sleeper motorhome quickly and easily. Choose functions like fan speeds and night time economy mode instantly. The automatic climate control ensures a constant indoor temperature in all weathers.

LOCATION TRACKER

Check the location of your motorhome and see the location of all Auto-Sleeper approved dealer workshops using Sargent's Auto-Sleeper Locate function.

For more information on Auto-Sleepers Locate please:

[CLICK HERE](#)

HAVE IT YOUR WAY

Auto-Sleepers have been hand-crafting motorhomes to stand the test of time for over 60 years and we believe that your motorhome should be tailored to be exactly how you want it. That's why we offer numerous personalisation options to enable you to customise your vehicle to meet your requirements.





UPGRADE TO EFFORTLESS HYGIENE

CINDERELLA WATER-FREE INCINERATION TOILET

The Cinderella Travel incineration toilet, an optional upgrade for Auto-Sleeper Mercedes Coachbuilt Motorhomes, offers a durable, eco-friendly, water-free waste solution that incinerates waste to ash using gas and 12V power.

CERTIFIED

Designed with the highest quality materials to meet the highest standards and operational reliability.

PRACTICAL LIFTING MECHANISM

Lifts the outer shell in a simple motion.

INTEGRATED SAFETY

Equipped with electromechanical sensors, flameguard and double solenoids, the toilet is engineered to ensure safe and reliable operation at all times.

ONLY ASH REMAINS

Waste is safely incinerated in the unit itself. Easy access to ash tray for emptying.


[>> Ask for more details](#)

FABRIC OPTIONS

Every Auto-Sleeper Mercedes Coachbuilt offers a choice of luxurious interior upholstery, including the **NEW** Amalfi fabric with two colour options, as well as Premium leather furnishings.

Additionally, customers can choose the Como and Trieste fabrics from the Coachbuilt and Campervan ranges as optional upholstery selections. Speak to your dealer for more details.

NEW AMALFI



BLUE CURTAINS TRIM OPTIONS

ACQUA (ABA)

PALIDO (ABP)

ORO (ABO)

PURPLE CURTAINS TRIM OPTIONS

ROSA (APR)

VIOLA (APV)

ORO (APO)

OPTIONS

LEATHER UPHOLSTERY

In addition to our standard upholstery and for those seeking a premium touch, luxury full leather and half-leather furnishings are also an option.

[ASK FOR DETAILS](#)

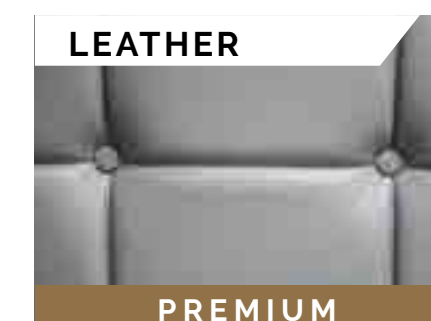
COMO



TRIESTE



LEATHER



HALF-LEATHER



LEATHER COLOUR OPTIONS

CREAM LIGHT GREY DARK GREY

Diamondbrite®
PROTECT | CLEAN | CARE

LEISURE VEHICLE PROTECTION

GUARANTEED FOR A LIFETIME

diamondbrite.co.uk



Proud to be a
BRITISH MANUFACTURER

#TimeToShine

ULTIMATE PROTECTION

FOR PAINT, FABRIC
AND LEATHER

KEEP THE LOOK

- Fade resistant
- Maintain that 'showroom' finish

SAVE TIME AND EFFORT



- Easier and quicker to clean
- No need to polish your Caravan, Motorhome or Campervan ever again

SAVE MONEY AND MAKE MONEY

- Spend less on cleaning products
- Increase your vehicle's resale value

PEACE OF MIND

- Protect your pride and joy
- Used and approved by leading Caravan and Motorhome manufacturers



[CLICK HERE FOR MORE INFORMATION](#)

 **Jewelultra** Limited
Manufacturers of Diamondbrite

JOIN THE CLUB

www.asoc.uk.com

The Auto-Sleepers Owners' Club was formed in 1989 and now has a membership exceeding 2,400. Closely allied with the Company, membership of the Club is open to all Auto-Sleepers owners.

Benefits include a monthly newsletter and rallies throughout the year, both at home and abroad. Enquiry forms are available through the Company or by visiting the club website.

MEDIA PACK^(OPTIONAL)

HOME ENTERTAINMENT ON THE MOVE

Press and go, the convenience of having all your TV channels ready to watch in an instant with the Auto-Sleepers' Media Pack. The pack features the Telesat BT Automatic Satellite System, a versatile satellite system providing you with TV and radio coverage throughout the UK and Europe.

FULLY AUTOMATIC

Automatic Satellite Antenna HD with 16 saved Satellites. Equipped with DVB-S2 control unit with OLED display and 2 keys to start a satellite search or lower the dish. Can also be controlled via Bluetooth from your Smartphone via the TELECO App.

KEY FEATURES:

- This latest model is equipped with a 2 position unit Astra 1 (19.2°E), Astra 2 (28°E)
- Twin LNB as Standard. For use with PVR's, SKY+™ or 2 receivers in different locations
- Fully Automatic: Includes a compact control box to automatically locate the correct satellite with a single button-press
- Clear and easy to use DVB-S2 control unit with OLED display
- Powered by your receiver
- A 65cm offset dish giving this satellite an increased range
- All weather resistant and robust casing
- Complete with operation manual & set up guide
- Compatible with any SD/HD Free to air satellite receiver
- Safety system with automatic closing of the antenna at vehicle start



TELECO



SERVICE YOU CAN COUNT ON

The Auto-Sleeper Service Centre caters specifically for the needs of the motorhome, campervan and caravan owner. Located around the corner from the Auto-Sleeper factory in Willersey, near Evesham, Worcestershire. We offer annual habitation checks, accessories and modifications. Additionally, we can also offer motorhome, caravan and campervan repairs, accident or insurance claims.

The Service Centre technicians have many years' service with the company and are fully trained. Although specialising in Auto-Sleeper models, work can be carried out on any type of vehicle

or caravan irrespective of make but please note we are unable to undertake warranty work on other manufacturers vehicles.

The habitation check covers the motorhomes/ caravan chassis, body, fixtures, fittings and include full gas and electric system checks. Base vehicle servicing and Mot's can be arranged off site if necessary.

Dedicated to customer care, the Service Centre offers a comfortable waiting room, refreshments and mains hook-ups for an overnight stay.

AUTO-SLEEPERS PARTS DEPARTMENT

The Auto-Sleepers Parts Department aims to provide parts for Auto-Sleepers old and new. When contacting this Department, customers should have to hand the Auto-Sleepers production number of their vehicle (this can be found in the vehicle glovebox). We endeavour to provide parts for older vehicles, but are unable to guarantee to supply parts that are no longer manufactured by our suppliers.

TO FIND OUT MORE ABOUT MOTORHOME OR CARAVAN SERVICING PLEASE:

TO FIND OUT MORE INFORMATION ABOUT PARTS ENQUIRIES PLEASE:

GET IN TOUCH

Service Opening Hours:

Mon - Thurs : 7:30am - 5pm

Fri: 7.30am-3pm

Sat-Sun: Closed

Service Contact

+44 (0) 1386 853511

contact@auto-sleepers.co.uk

[CLICK HERE](#)[CLICK HERE](#)

NEW PARTS & ACCESSORIES SHOP NOW OPEN

Auto-Sleepers is excited to introduce a new accessory shop within the Service Centre, offering a range of high-quality accessories and upgrades for your motorhome or campervan. Whether you're looking for solar panels, satellite systems, or essential outdoor equipment, the shop provides convenient access to carefully selected products, with expert advice available on-site. Visit the Service Centre to explore the latest accessories and enhance your Auto-Sleeper experience.

AUTO-SLEEPERS MOTORHOME WARRANTY

You can be confident about owning an Auto-Sleeper, because we are confident about the way in which we build them. The conversion work of every Auto-Sleeper is covered by our own three year warranty* scheme plus and an additional three year water ingress warranty*.

The cover is not restricted to mileage and protects all aspects of the motorhome.

*Terms and conditions apply, please refer to your handbook for further information.



MERCEDES-BENZ WARRANTY

The base of your motorhome is covered by Mercedes-Benz. You are covered by a 3 year, unlimited mileage warranty (terms and conditions apply, please refer to the chassis manufacturers handbook for details).

Mobilovan UK

MobiloVan UK keeps the Mercedes-Benz Van Owner On The Road For Thirty Years - Mercedes vans first registered after 1st October 2012. To benefit from MobiloVan UK, the owner must have the van regularly serviced by a Mercedes-Benz service partner. Even if it is a used van or a service has been missed, with each new service the van is automatically entitled to MobiloVan UK cover again, for up to 30 years.

MobiloVan UK also offers special mobility services in the event of a workshop visit arising from a warranty claim or goodwill gesture during the first three years after the van was initially registered.

Europe-Wide

MobiloVan UK cover applies throughout Europe even in a remote lane in Spain. Wherever there is a road, MobiloVan UK cover applies. A Europe-wide network of approximately 3,000 authorised Mercedes-Benz service partners makes this possible. And should it take a little longer to repair the vehicle, the owner can keep on the move thanks to the wide-ranging MobiloVan UK mobility services.

Technical Breakdowns Or Starting Problems

For three years after the initial registration of a Mercedes van, MobiloVan UK will keep it on the move in the event of a technical breakdown or starting problems. Subsequently the mobility guarantee is extended after each service by an authorised Mercedes-Benz service partner – up to maximum of 30 years.

Minor Mishaps Or Driver Error

For three years after the initial registration of a Mercedes-Benz van MobiloVan UK will cover the following:

- Wrong fuel or out of fuel
- Lost or locked keys
- Two or more flat tires
- Road traffic accident
- Vandalism and attempted theft

Workshop Visits For Warranty Repairs Of Over Two Hours

In the case of warranty claims or goodwill gestures in the 3 years following first registration of a Mercedes van the owner will be entitled to MobiloVan UK mobility services if the repair work exceeds 2 hours.

MERCEDES COACHBUILTS - Estimated Weights and Dimensions Overview

MODEL				
	Bourton	Winchcombe	Burford	Burford Duo
ENGINE	170bhp Auto*	170bhp Auto*	170bhp Auto*	170bhp Auto*
Roof profile (low or overcab)	Low	Low	Low	Low
Designated Passenger Seats (excl. driver)	1	1	1	1
Berths (sleeping positions)	2	2	4	4
Overall Length	6445mm 21'1"	7330mm 24'1"	7920mm 26'0"	7920mm 26'0"
Overall Width (mirrors folded)	2260mm 7'5"	2350mm 7'9"	2350mm 7'9"	2350mm 7'9"
Overall Width (mirrors extended)	2660mm 8'9"	2780mm 9'1"	2780mm 9'1"	2780mm 9'1"
Overall Height	2865mm 9'5"	2865mm 9'5"	2865mm 9'5"	2865mm 9'5"
Overall Height (incl TV aerial)	2900mm 9'6"	2900mm 9'6"	2900mm 9' 6"	2900mm 9'6"
Internal Height (max)	1960mm 6'5"	1960mm 6'5"	1960mm 6'5"	1960mm 6'5"
Maximum Permissible Laden Mass (a) in kg	3500	4100	4100	4100
Mass in Running Order (b) in kg	3043	3258	3453	3383
Maximum User Payload (c) (c=a-b) in kg	457	842	647	717
Essential Habitation Equipment (d) in kg	17	25	17	17
Fresh Water Tank Size/ Waste Water Tank Size	62 litres/ 53 litres	91 litres/ 71 litres	91 litres/ 91 litres	91 litres/ 91 litres
Premium Pack Weight in kg	35	35	35	35
Media Pack Weight in kg	16	16	16	16
Bed Sizes				
Front Double	"2100 x 1920mm 6'11" x 6'4'"	"2210 x 1270mm 7'3" x 4'2'"	"2210 x 1220mm 7'3" x 4'0'"	"2210 x 1220mm 7'3" x 4'0'"
Rear Double	-	-	"1860 x 1300mm 6'1" x 4'3'"	-
Nearside Single	"1920 x 730mm 6'3.5" x 2'4.5'"	"1940 x 700mm 6'4" x 2'3.5'"	-	"1860 x 780mm 6'1 x 2'7" "
Offside Single	"1920 x 730mm 6'3.5" x 2'4.5'"	"1900 x 700mm 6'3" x 2'3.5'"	-	"1860 x 780mm 6'1 x 2'7" "
Roof Bed (When Fitted)	-	-	-	-

Please Note: The MRO is is the mass of the unladen vehicle, including an allowance for the driver (assumed 75 kg) and a 90% full fuel tank. The MRO is calculated with the fresh water tank empty. If you travel with water in the freshwater tank then the User Payload will reduce accordingly. The optional automatic gearbox on the Fiat chassis will increase the MRO by 50 kg and therefore reducing the user payload by the same amount.All masses and weights are subject to a tolerance of +/-5% complying with the European Directive 1230/2012. All

motorhomes in this brochure conform to the European Standards for Motorhomes: EN1646 -1, EN 721, EN1949 and EN 1648-2. They have also been granted European Whole Vehicle Type Approval to EC Directive 2007/46. We would strongly advise against modifying vehicles in any way that could affect the validity of these Standards or Directives.

The Maximum User Payload includes:

- Conventional load, is the allowance for passengers
- Essential habitation equipment includes items and/or fluids required for safe and proper functioning of the habitation equipment.Optional equipment is items available from the manufacturer over and above the standard specification.
- Personal effects, items not effected by the above.

MERCEDES COACHBUILTS - Standard & Optional Equipment Overview

Base Vehicle Specification

- **New** Next Generation Euro 6E turbo diesel 170bhp engine
 - Optional 9-speed fully automatic gearbox*
 - Sargent CAT6 and S7 Vehicle Tracker Pre-Installed (£100 Annual Subscription Applicable)
 - Alloy wheels* plus spare wheel & carrier
 - Electrical Parking Brake, Crosswind Assist, Lane Keeping Assist, Hill-Start Assist, Active Brake Assist, Headlight Assistant, Parking Package with Reversing Camera and Cruise Control*
- TEMPMATIC semi-automatic controlled cab Air Conditioning*
 - MBUX infotainment system with touchscreen featuring Apple CarPlay, Android Auto, DAB radio*
 - Black high gloss dashboard fascia
 - Colour co-ordinated bumpers
 - Single key central locking for cab doors
 - Electrically heated and adjustable door mirrors
- Independant single key locking of habitation door
 - Electric cab door windows
 - Rear fog lights
 - Lockable glove box
 - 12v socket
 - UV filtering tinted glass
 - Driver and passenger airbags
 - Driver and passenger seat armrest
 - Power assisted steering

Exterior General.....

- Metalarte exterior door with flyscreen & single key locking
 - Full GRP body including roof and rear panel
 - Full scratch and impact resistant GRP body with platinum sides including GRP Rear Panel with Hella LED Lights
 - Skyview wind-up opening rooflight
 - Aluminium skirts
 - CRIS security chip
- Large external skirt locker (under-floor mounted)
 - Colour reversing camera with rear view mounted LCD screen*
 - 100W solar panel*
 - Thule roof mounted canopy awning*
 - LED strip awning light
 - Colour co-ordinated external TV socket
- Colour co-ordinated external gas BBQ point
 - Colour co-ordinated external 230v mains socket
 - Double-glazed opening windows with blinds & flyscreens
 - Electric slide-out entrance step with auto retract on engine start
 - Rear mud-flaps
 - Rear corner steadies

Interior General.....

- Luxurious **New** Ventura soft close furniture with **New** black fixtures and fittings
 - Panoramic opening rooflight
 - Privacy blinds & flyscreens to all opening windows
 - Choice of Designer **New** Amalfi fabric in four colour options as standard. Alternative upholstery options and Premium leather furnishings# available
 - High quality Reflex™ foam upholstery
 - Colour co-ordinated habitation curtains with tiebacks and scatter cushions
 - **New** Black entry grab handle
 - Removable interior carpets
- LED spotlights and roof lighting
 - Over locker LED mood lighting
 - Seat tops on gas struts and drop down access door to under-seat storage space (model specific)
 - Swivel cab seats on all front lounge models
 - Avtex AMR985 Wifi Dual Sim Router and 5G compatible antenna system (SIM card required)
 - Over-cab storage compartments
 - Spacious wardrobe
 - Range of high & low-level storage lockers
 - Cocktail cabinet with crystal wine glasses
- Freestanding table
 - Foot-well entry step with AS logo light
 - Smoke and carbon monoxide alarms
 - Fire extinguisher
 - Concertina cab blinds in lieu of external silver screens
 - Memory foam mattresses as standard on fixed beds (Burford, Burford Duo)
 - **New** Rear Locker and Wardrobe (Bourton)
 - **New** Panoramic rooflight with LED lighting
 - **New** Carpet Colour

Electrics + Plumbing

- Sargent EC700 electrical system with EC900 LCD control panel
- Split charged leisure battery
- Four 230v sockets
- Two 12v sockets
- **New** Alde 3030 plus combi heating and continous hot water
- Truma iNet Control Panel
- Truma Aventa Compact Plus air-conditioning**
- Large underslung fresh water tank (model specific)
- Large underslung waste water tank (model specific)
- Large bore waste pipework for efficient drainage
- **New** Upgraded 100ah Lithium leisure Battery
- Gas Regulator
- **New** Flojet 12v Pump
- **New** Ultra Sonic Water Tank Sensors
- 25 Litre underfloor mounted LPG gas tank

Kitchen

- Spacious and fully equipped with large slide out additional work surface
- Dual fuel hob with 3 gas burners and an electric hot plate plus separate oven and grill
- Dometic microwave oven
- Cutlery drawer
- 12v extractor fan with down-lighters
- Decorative kitchen splashback
- Large refrigerator with freezer compartment
- Kitchen centre sink incorporating draining board and cutlery drying rack
- Kitchen roll holder
- Waste bin
- Melamine crockery set

Bathroom

- **New** Shower room design with space-saving shower pod and opening privacy window (Bourton)
- Separate hand basin and shower cubicle (Winchcombe, Burford and Burford duo)
- Vanity cupboard with mirrors
- Electric flush cassette toilet
- **New** Black fixtures and fittings
- Storage cupboard
- **New** Black Anti slip shower mat
- Radiator
- LED lighting
- Retractable clothes line (model specific)
- Roof vent with flyscreen

OPTIONAL UPGRADES

Premium Pack

- 9 Speed Fully Automatic Gearbox
- Alloy Wheels
- Cab Air Conditioning
- Cruise Control
- Thule Canopy Awning
- Colour Reversing Camera
- Mercedes MBUX with Apple CarPlay / Android Auto
- 100W Solar Panel

Media Pack

- Teleco 65cm Automatic Satellite System;
 - Fully Automatic Tuning
 - Receives transmissions from Astra 1, Astra 2, Astra 3 and Hotbird
 - Compatible with any SD/HD Free to air satellite receivers

Truma A/C Climate Control (Mercedes Coachbuilt Delete Option)

Upholstery Options

- **New** Amalfi (standard): Blue curtain: Colour - Acqua/Palido/ Oro
- **New** Amalfi (standard): Purple curtain: Colour - Oro/Rosa/Viola
- Pamplona#: Trims -Trigo (option)
- **New** Como# (option): Colour - Oro/Grigio
- **New** Trieste# (option) : Colour - Acqua/Rosa/Scuro/Viola
- Leather# (Premium option): Colour - Cream/Light Grey/Dark Grey
- Half-Leather# (Premium option)

*Premium pack *Optional