



[VIEW OUR NATIONWIDE STOCK](#)



[OVERVIEW](#)

[FANTASY RANGE](#)

[LIBERTY RANGE](#)

[FEATURES](#)

[WEIGHTS & DIMENSIONS](#)

[360°  
VIRTUAL TOURS](#)

[▶  
VIDEO REVIEWS](#)





LAMANCELLE  
CARAVANS

These high-end caravans, made with passion in their Le Mans facilities, perpetuate the idea of French craftsmanship with quality and outstanding finishes.

This exciting brand dares and renews itself constantly to offer you innovation, style and comfort.

 **Read The Latest Press Reviews**

"...The Best-Designed Caravan For Sale In Britain Is Actually French?!"

Not Another White Box



OVERVIEW

FANTASY RANGE

LIBERTY RANGE

FEATURES


WEIGHTS & DIMENSIONS

 360°  
VIRTUAL TOURS

 VIDEO REVIEWS



**FANTASY RANGE**



**OVERVIEW**

**FANTASY RANGE**

**LIBERTY RANGE**

**FEATURES**

**WEIGHTS & DIMENSIONS**

**360°  
VIRTUAL TOURS**

**▶  
VIDEO REVIEWS**



**2**  
MODELS



Sleep with ultimate comfort as all fixed beds offer quality foam mattresses.





Seitz & 'Primo' Range polyplastic double glazed opening windows with blinds and flyscreens.



Unique swing-wall in bathroom with shower reveal.

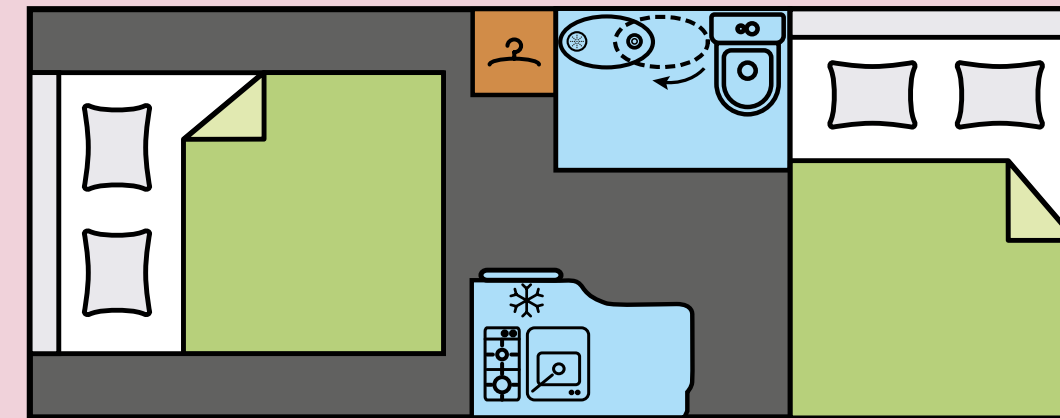
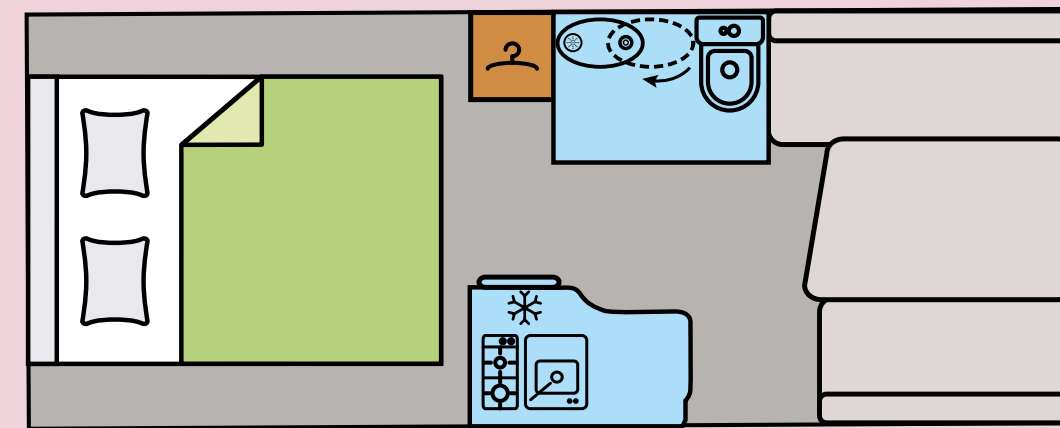
**VIEW OUR NATIONWIDE STOCK**



# Fantasy 360 CL

**3 BERTH** **SINGLE AXLE**

OVERALL LENGTH	5530mm/18'2"
OVERALL WIDTH	2050mm/6'9"
OVERALL HEIGHT (EXC AERIAL)	2580mm/8'6"
MTPLM	1200kg
MAX USER PAYLOAD	222kg




# Fantasy 440 CL

**4 BERTH** **SINGLE AXLE**

OVERALL LENGTH	6410mm/21'0"
OVERALL WIDTH	2050mm/6'9"
OVERALL HEIGHT (EXC AERIAL)	2580mm/8'6"
MTPLM	1250kg
MAX USER PAYLOAD	183kg

**LIBERTY RANGE**



**OVERVIEW**

**FANTASY RANGE**

**LIBERTY RANGE**

**FEATURES**

**WEIGHTS & DIMENSIONS**

**360°  
VIRTUAL TOURS**

**▶  
VIDEO REVIEWS**



**2**  
MODELS



Stand out from the crowd with a distinctive & stylish exterior built with an aerodynamic body shell.

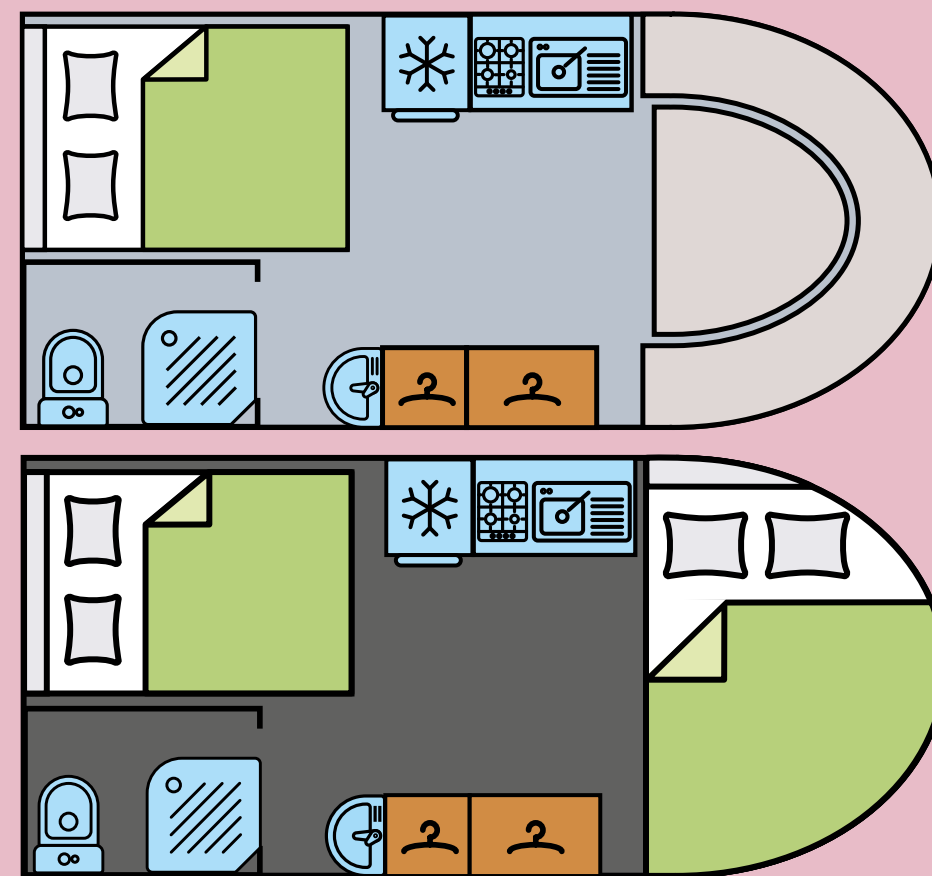


Truma roof-mounted habitation Air Conditioning.



Three burner hob and gas oven/grill.

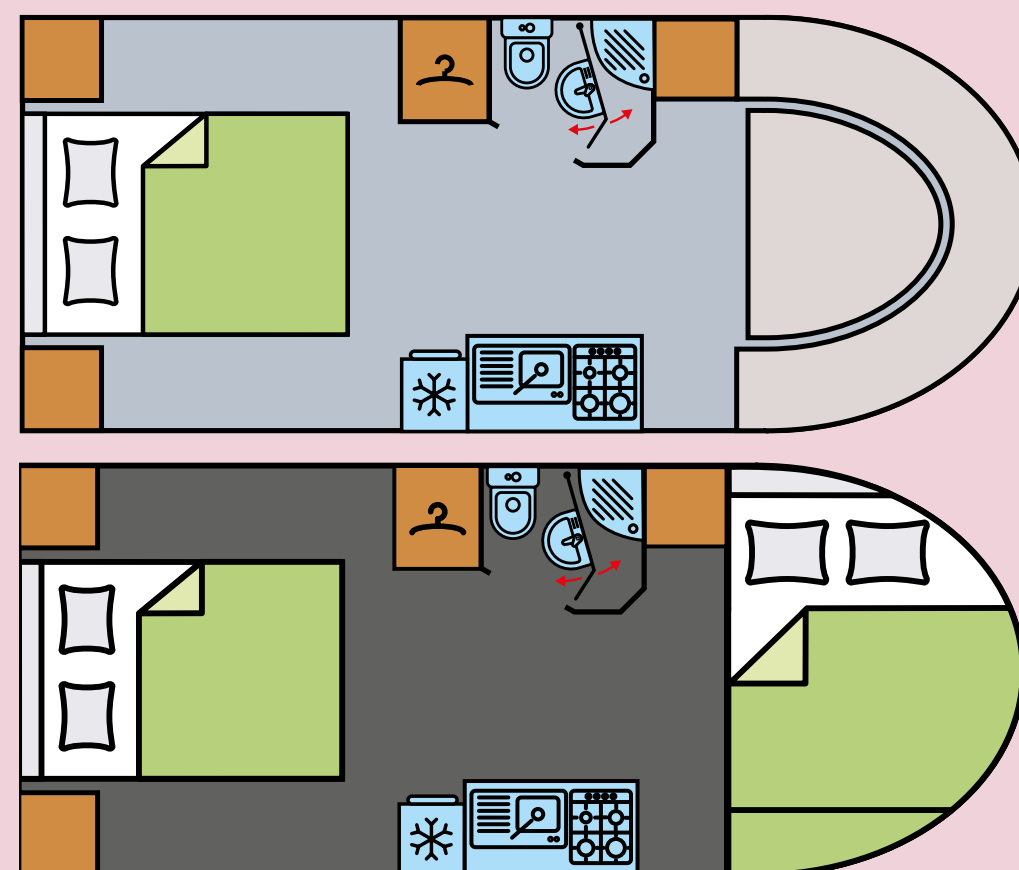
[VIEW OUR NATIONWIDE STOCK](#)



## Liberty 440 PC

**4 BERTH** **SINGLE AXLE**

OVERALL LENGTH	6380mm/20'11"
OVERALL WIDTH	2250mm/7'5"
OVERALL HEIGHT (EXC AERIAL)	2580mm/8'6"
MTPLM	1550kg
MAX USER PAYLOAD	183kg



## Liberty 490 SA

**4 BERTH** **SINGLE AXLE**

OVERALL LENGTH	6710mm/22'0"
OVERALL WIDTH	2250mm/7'5"
OVERALL HEIGHT (EXC AERIAL)	2580mm/8'6"
MTPLM	1600kg
MAX USER PAYLOAD	165kg

# LAMANCELLE *Key Features & Benefits*



### EXTERIOR GAS BBQ POINT

Grilling an el fresco dinner couldn't be easier thanks to the functionality of the external BBQ point.



### ALLOY WHEELS

With full spare wheel underneath bed



### DOMETIC EXTRACTOR HOOD

With light & digital clock display.



### QUALITY FOAM CONSTRUCTION MATTRESSES

Sleep with ultimate comfort as all fixed beds offer foam mattresses.



### NCC APPROVED

Your La Mancelle caravan has been rigorously tested to meet all NCC approval standards to be certified safe for you & your family as well as being legal for use on UK roads.



### PREMIUM HIGH QUALITY, FIRE RETARDANT BELGIAN FABRICS

With 2 co-ordinating scatter cushions.



### DISTINCTIVE STYLE EXTERIOR GRAPHICS

Stand out from the crowd with a distinctive & stylish exterior built with an aerodynamic body shell.



### ALKO HEAVY DUTY CORNER STEADIES

Noticeably suppresses snaking and pitching movements, for a safe and relaxed journey.



### ALKO AKS 3004 STABILISER

Noticeably suppresses snaking and pitching movements, for a safe and relaxed journey.




### FULLY EQUIPPED KITCHEN WITH GAS OVEN/GRILL & GAS HOB

Cooking meals is a breeze with a fully equipped kitchen with a gas oven/grill & hob.



### TRUMA INET X CONTROL PANEL

For heating and climatization via your smartphone app.



### ISORIGID TECHNOLOGY

The contours of each La Mancelle model have been designed to deliver an excellent air penetration coefficient which not only helps in terms of traction but also fuel consumption.

# LAMANCELLE *Features*

## BODY CONSTRUCTION

- European Whole Vehicle Type Approved (EUVTA)
- Aerodynamic body shell
- Awning rail
- 30mm sandwich sidewall construction with styrofoam insulation core
- 38mm Fantasy construction floor with internal bracing for added strength
- 43mm Liberty construction floor with internal bracing for added strength
- 13 pin car 'Jaeger' connector
- Manual fresh water fill system with superfil pump for use if required
- Polyester front panel, integral grab handles, 3 opening front windows
- Polyester rear panel with integral grab handles, high level brake light and light clusters
- Alloy wheels
- Marquis exclusive 'Plaisance' graphics
- Shock absorbers for smoother towing
- AL-KO Heavy duty corner steadies for increased stability
- SEITZ and 'Primo' range Polyplastic double glazed opening side window
- LED awning light
- Front nearside access lock 1000x400mm
- Exterior gas BBQ point
- 230 volt external mains socket
- External satellite and aerial connection
- Two piece Hartal door with flyscreen
- Bulkhead mounted gas regulator for use with butane or propane gas bottles, supplied with flexible hose for propane

## LIVING AREA

- Seitz blinds with flyscreens to all windows
- Premium high quality, fire retardant Belgian fabrics with 2 co-ordinating scatter cushions
- Quality foam construction mattresses (fixed beds)
- High quality Domestic vinyl floor covering
- Light oak & contrasting cream cabinetry with soft close catches and polished chrome handles
- Soft close to all to drawer units
- Colour co-ordinated sockets and switches with chrome surrounds
- Easy action sliding pull out front bed make up steel mechanism
- Seating and bed ventilation boards throughout
- Shelving in selected overhead lockers
- Midi roof light to front lounge and all fixed bed areas, with flyscreen and blinds

## WASHROOM

- Luxurious fully lined domestic style shower cubicle with built in contrast panel, storage & shelves and LED downlight
- Comet shower mixer tap
- Chrome finish bathroom fittings
- Thetford C262 swivel toilet with electric flush and wheeled waste container
- Mini roof light in end bathroom models
- Opaque window to all bathrooms
- Seitz blinds with flyscreens to all windows
- Sliding door for the bathroom
- Chrome towel holder
- Chrome soap dish holder
- Contemporary white co-ordinated oval top mounted sink bowl
- Glass shower screen "remis" for 490PC
- GRP waterproof wall covering

## ELECTRICS, GAS & PLUMBING

- Leisure battery
- LED reading spot lights with touch controls and night-light setting and USB
- 100% low energy LED lighting throughout
- Floor level courtesy blue lighting
- 12 volt system (20 Amp) with battery charger and mains transformer
- 12 volt 'Seattle' multi-function digital control panel with awning light, water pump
- Truma inet X control panel for heating and climatisation "smartphone app"
- TELECO Teleplus X2 DAB reception capability
- Truma Aventa Air Conditioning (Liberty)

## KITCHEN

- Argent stainless steel sink with glass lid and chrome effect kitchen tap
- Co-ordinating kitchen splashback
- Lift up kitchen worktop extension (490SA only)
- Gas oven/grill and 3 burner gas hob (Liberty)
- Gas oven/grill and 2 burner gas hob (Fantasy)
- Dometic extractor hood with light and digital clock display
- Kitchen storage cupboards and drawers with soft close hinges
- Thetford T2152 compressor 150L fridge with freezer compartment (Liberty)
- Webasto Isotherm 85L fridge with freezer box
- Waste bin on caravan door (Liberty)

## SAFETY & SECURITY

- NCC Approval
- AL-KO AKS 3004 Stabiliser
- Spare wheel underneath bed
- Optical smoke alarm
- Carbon monoxide detector

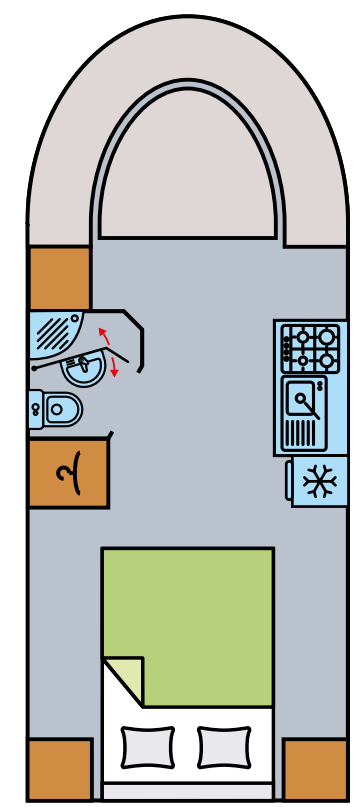

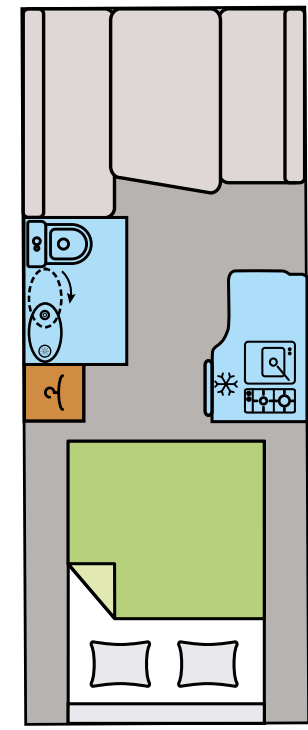

## WARRANTY



For full warranty details please visit:  
[www.marquisleisure.co.uk/warranty](http://www.marquisleisure.co.uk/warranty)



# WEIGHTS & DIMENSIONS



	FANTAISSY RANGE		LIBERTY RANGE	
Model	FANTAISSY 360 CL	FANTAISSY 440 CL	LIBERTY 440 PC	LIBERTY 490 SA
Berths (sleeping positions)	3	4	4	4
Axles	Single	Single	Single	Single
Overall Length	5530mm / 18'2"	6410mm / 21'0"	6380mm / 20'11"	6710mm / 22'0"
Overall Width	2050mm / 6'9"	2050mm / 6'9"	2250mm / 7'5"	2250mm / 7'5"
Overall Height (excl. TV aerial)	2580mm / 8'6"	2580mm / 8'6"	2580mm / 8'6"	2580mm / 8'6"
Interior Width	1945mm / 6'3"	1945mm / 6'3"	2145mm / 7'0"	2145mm / 7'0"
Internal Height (max)	1950mm / 6'4"	1950mm / 6'4"	1950mm / 6'4"	1950mm / 6'4"
Maximum Permissible Laden Mass (a)	1200kg	1200kg	1550kg	1600kg
Mass in Running Order (b)	978kg	1017kg	1367kg	1435kg
Maximum User Payload (c) (c=a-b)	222kg	183kg	183kg	165kg
<b>Bed Sizes</b>				
Front Double Bed	1080mm x 1900mm 3'6" x 6'2"	1400mm x 1900mm 4'7" x 6'2"	1500mm x 2140mm 4'11" x 7'0"(Trapez)	1500mm x 2140mm 4'11" x 7'0"(Trapez)
Rear Double Bed	1400mm x 1900mm 4'7" x 6'2"	1400mm x 1850mm 4'7" x 6'1"	1400mm x 2000mm 4'7" x 6'6"	1500mm x 1900mm 4'11" x 6'2"

**Data & accuracy:** The contents of this publication are as accurate as possible at the time of going to press, but this information should not be regarded as an infallible guide to current specifications, nor does it constitute an offer for the sale of any particular vehicle. Details of performance, dimensions and weights are subject to minor deviations within manufacturer tolerance limits (max +/- 5%). The Mass In Running Order (MIRO) - Weight of the Caravan equipped to the manufacturer's standard specification including essential habitational equipment. The Mass In Running Order (MIRO) is the weight of the caravan equipped to the manufacturer's standard specification including essential habitational equipment. The MIRO is calculated with the fresh water tank empty. If you travel with water in the freshwater tank then the User Payload will reduce accordingly. Maximum User Payload includes Personal Effects Payload, conventional load and the Optional Equipment Payload. Please ensure that you've allowed for the masses of all items you intend to carry in the Caravan. All data is calculated using metric weights and measurements. The imperial figures quoted are conversions thereof and have been rounded to the nearest inch. All dimensions have a tolerance of +/- 25mm. Your Caravan weights have been calculated with all water tanks empty and we recommend you travel with all water tanks empty. Heights are measured on an unladen vehicle excluding any roof aerial. Fixed rear beds have a limit of 250kg.



LAMANCELLE  
CARAVANS

OVERVIEW

FANTAISSY  
RANGE

LIBERTY  
RANGE

FEATURES

WEIGHTS &  
DIMENSIONS

360°  
VIRTUAL TOURS

▶  
VIDEO REVIEWS

