



[VIEW OUR NATIONWIDE STOCK](#)

*Created for Adventure*



[OVERVIEW](#)

[TESSORO RANGE](#)

[FEATURES](#)


[WEIGHTS & DIMENSIONS](#)

[360° VIRTUAL TOURS](#)

[▶ VIDEO REVIEWS](#)



*Created for Adventure*



# Tessoro

It's time to take to the open road as your adventures start with the Benimar Tessoro range. The Tessoro range of motorhomes is renowned for a fresh contemporary style with flexible layouts to suit all. This low profile range offers a selection of motorhomes coming with an exceptionally high specification at an affordable price.

The first thing you notice when you see a Tessoro on the open road is the stylish silver grey cab which comes with a matching bumper. This stylish design makes the Tessoro stand out from the crowd and as you take a closer look at the features and interior, you will see the Tessoro only gets better.

Wherever you plan to travel and whatever you plan to do, Tessoro provides the perfect home from home with functional storage facilities for all your holiday and hobby essentials.

 [Read The Latest Press Reviews](#)

"...You really can have it all in a compact coachbuilt motorhome."

Caravan Guard

OVERVIEW




**4**  
MODELS



All Tessoro Motorhomes come with the Ford transit 170bhp Euro 6 Engine with AdBlue technology with daytime running lights. A Ford Automatic gearbox is also available as a cost option.



GPS Trackstar Tracker with Free One Year Subscription.



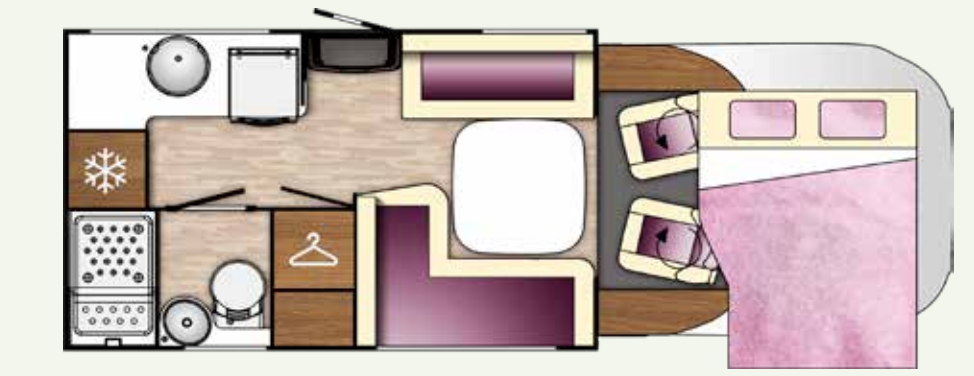
99% Wood-Free Construction.

**VIEW OUR NATIONWIDE STOCK**



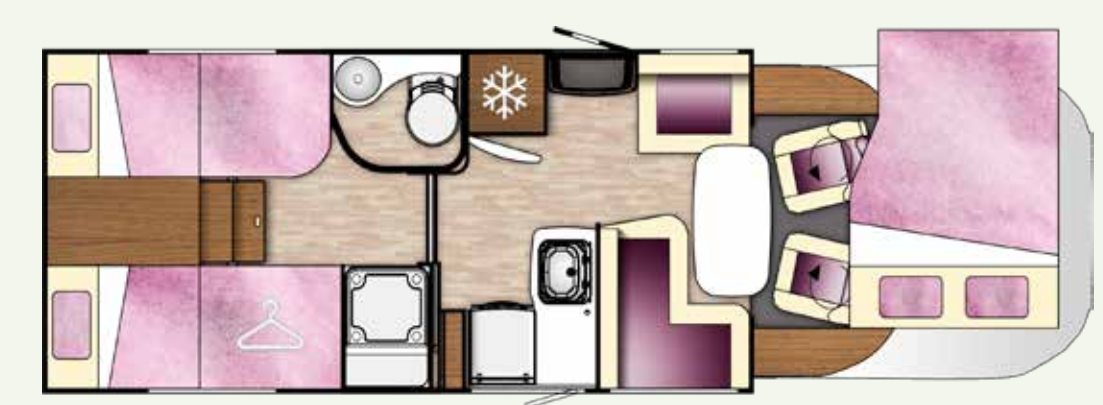
**Tessoro 413**

OVERALL LENGTH	6410mm/21'11"	
OVERALL WIDTH (MIRRORS FOLDED)	2300mm/7'6"	
OVERALL HEIGHT (EXC AERIAL)	2890mm/9'5"	
MTPLM	3500kg	
MAX USER PAYLOAD	475g (Manual)	425kg (Auto)



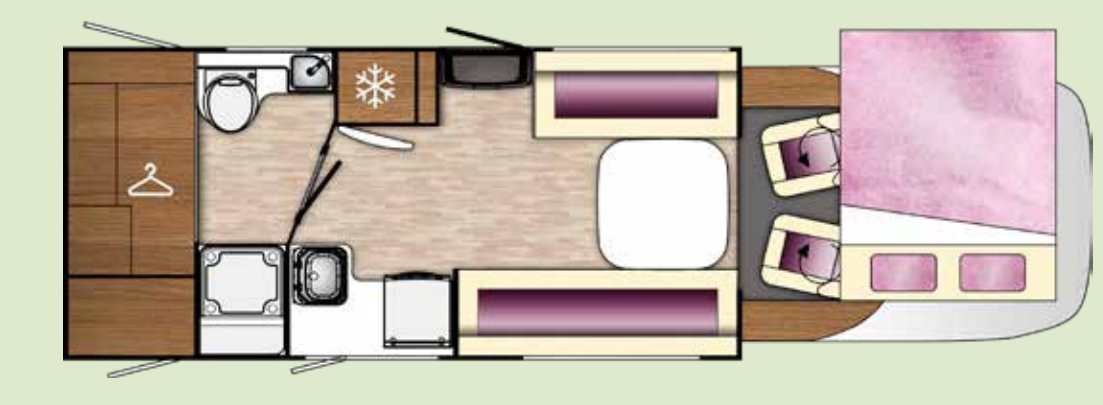
**Tessoro 481**

OVERALL LENGTH	5980mm/19'7"	
OVERALL WIDTH (MIRRORS FOLDED)	2300mm/7'6"	
OVERALL HEIGHT (EXC AERIAL)	2890mm/9'5"	
MTPLM	3500kg	
MAX USER PAYLOAD	516kg (Manual)	kg (Auto)



**Tessoro 463**

OVERALL LENGTH	7380mm/24'2"	
OVERALL WIDTH (MIRRORS FOLDED)	2300mm/7'6"	
OVERALL HEIGHT (EXC AERIAL)	2890mm/9'5"	
MTPLM	3500kg	
MAX USER PAYLOAD	414kg (Manual)	364kg (Auto)



**Tessoro 487**

OVERALL LENGTH	6980mm/22'9"	
OVERALL WIDTH (MIRRORS FOLDED)	2300mm/7'6"	
OVERALL HEIGHT (EXC AERIAL)	2890mm/9'5"	
MTPLM	3500kg	
MAX USER PAYLOAD	410kg (Manual)	360kg (Auto)

# Tessoro Key Features & Benefits




**FORD 170BHP EURO 6D ENGINE WITH ABS BRAKES, ESP TRACTION CONTROL & HILL ASSIST**

Ensuring a comfortable, powerful & safe driving experience. Automatic gearbox available as a cost option.



**CAB AIR CONDITIONING & CRUISE CONTROL**

Drive with ultimate comfort thanks to the inclusion of cab air conditioning. Perfect for those longer summer journeys away.



**GPS TRACKSTAR TRACKER WITH FREE ONE YEAR SUBSCRIPTION**

Your new Tessoro motorhome is protected 24/7 with the Trafficmaster Trackstar S7 Tracker with a free 1 year subscription included.



**AUTOMATIC HEADLIGHTS & WINDSCREEN WIPERS**

Provide a convenient, automatic way to light the road & keep the windscreen clear in poor conditions.



**TOUCH SCREEN DAB RADIO WITH MP3 PLAYER, USB PORT, SAT NAV, BLUETOOTH HANDSFREE & INTEGRATED REAR VIEW OBSERVATION CAMERA**

Make your way to your holiday destination with ease & with the latest audio technology.



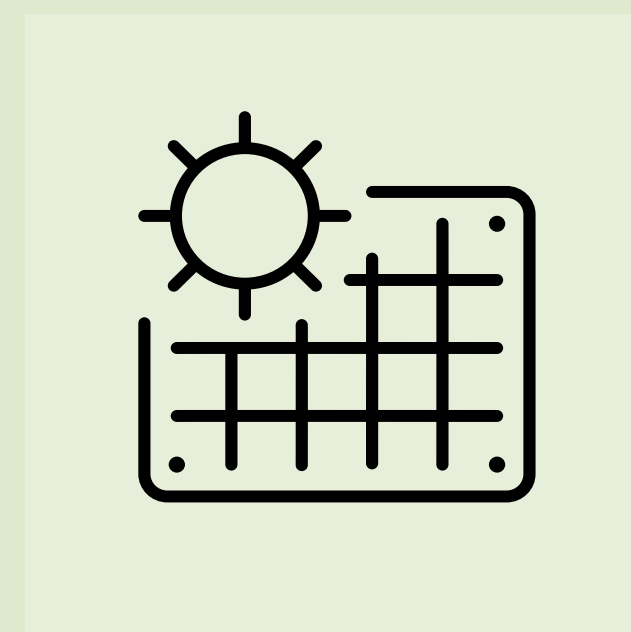
**ALL TESSORO MOTORHOMES COME WITH A MTPLM WEIGHT OF 3500KG**

All Tessoro motorhomes can be driven by anyone holding a full UK driving licence with ease & regardless of age.




**EXTERIOR BBQ & SHOWER POINTS**

From washing off a muddy dog to grilling an el fresco dinner, this couldn't be easier thanks to the functionality of the external BBQ & shower points.



**SOLAR PANEL**

The Solar Panel can ensure your battery life lasts longer. Being self-sufficient helps you enjoy the freedom a motorhome brings.



**NCC APPROVED WITH FULL UK SPECIFICATION.**

Your Tessoro motorhome has been rigorously tested to meet all NCC approval standards to be certified safe for you & your family as well as being legal for use on UK roads.




**GRADE III FULLY INSULATED NCC EN1645-1**

Enjoy the perfect climate 365 days a year. All Tessoro motorhomes have achieved Grade III classification for heating & thermal protection.



**MULTI POSITIONAL DROP DOWN BEDS**

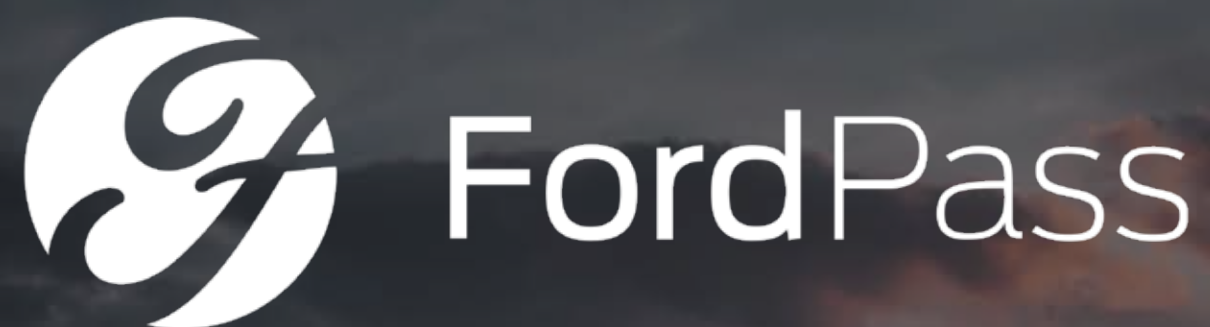
Benimar have expertly designed the Tessoro range to include a number of versatile and space saving bed options.



**GRP & 99% WOOD FREE CONSTRUCTION**

Benimar motorhomes offer the almost complete elimination of wood in the bodywork structure. The use of damp-proof materials, which are effective at insulating, guarantee the vehicle lasts longer.

# Tessoro Features



A smart way to stay connected with your Ford Motorhome

## UNLOCK YOUR MOTORHOME'S SMART SIDE WITH FORDPASS

Welcome to FordPass, the free of charge smartphone app designed for a new ultra-connected world. Conveniently uniting several facilities within a single app, FordPass is your motorhome's very own personal assistant.

## FORDPASS CONNECTIVITY

Connected world. Connected vehicles. Pair FordPass with FordPass Connect† to unlock a range of smart features. Once paired, your vehicle will communicate with the world around you, updating you with information about your motorhome and keeping you moving in intelligent ways.

[FIND OUT MORE](#)



OVERVIEW

TESSORO RANGE

FEATURES

WEIGHTS & DIMENSIONS

360°  
VIRTUAL TOURS

▶  
VIDEO REVIEWS



# Tessoro Features

## CHASSIS



- Ford Transit 170bhp Euro 6D Engine with AdBlue technology
- Automatic gearbox as a cost option
- Daytime running lights
- Stylish silver grey chassis cab with colour coded bumper
- Ford auto start/stop
- 70 litre fuel tank
- 3 year chassis warranty

## DRIVER COMFORT



- Cab air conditioning
- Adjustable steering wheel with media controls
- Fully upholstered swivel captain chairs with two arm rests & height adjustment
- Door pockets & bottle holders
- Storage above cab
- 12v lighter sockets & USB port
- Cab reading lights
- Gear stick & steering wheel in leather effect finish with chrome inserts
- Rear corner steadies
- Concertina blinds on doors & windscreen
- Removable carpets throughout habitation area including entrance mat
- High resilience seat foam & backrests (130mm/5")
- 1 double USB socket located behind driver's seat

## DRIVER SAFETY



- NCC approval & full UK specification
- Driver & passenger air bags
- Cruise control
- ABS, ESP, Traction control, hill assist & curve assist
- Rear axle width of 1980mm for improved stability
- Remote central locking of cab doors & immobiliser
- Alloy wheels plus full spare on all models
- Electric cab windows
- Heated & electric wing mirrors
- Automatic headlights & windscreen wipers
- Fast defrost windscreen system
- Isofix fixtures on Tessoro 487

## AUDIO SYSTEM



- Media function controls on steering wheel
- 9" touch screen DAB Radio with MP3 player, USB port & Bluetooth handsfree with integrated rear view observation camera & Sat Nav system compatible with Android & Apple
- On/off isolator switch for radio
- Rear speakers

## BODY CONSTRUCTION



- Electrical twin locking habitation door on the UK side with window & flyscreen
- Awning light
- External shower point
- External BBQ point
- GRP & 99% wood free construction
- ABS lower moulded rear panel with integral lights
- 25mm XPS insulation on sidewalls
- 53mm XPS insulation on floor & roof
- High impact, scratch resistant flooring
- 120 litre fresh water tank isolated & heated with level sensor
- 105 litre waste water tank isolated with level sensor
- Three point seat belts to all forward facing designated passenger seats
- High & low fixing points for optional rear mounted cycle rack
- Spacious rear garage with ample storage for leisure equipment with lighting (selected models)
- High level brake light
- Colour coded side skirts
- High quality double glazed opening windows with night-latch ventilation
- Entrance door with window and flyscreen
- Gas bottle compartment
- Gas regulator suitable for butane or propane

## LIVING AREA



- Truma iNet X control panel
- Entrance light
- Dometic Deluxe windows
- Marel ash & white style furniture
- Rooflights
- Multi positional space-saving electric drop down beds with removable aluminium ladder
- Secure positive catches on all furniture doors with soft closing hinges
- Skyview rooflight
- Flyscreens & blinds on all windows
- Multi directional sliding table (selected models)
- TV bracket

## WASHROOM



- Thetford cassette toilet with electric flush & 18 litre wheeled holding tank
- Chrome finish brass mixer taps & shower head
- Rooflight with flyscreen
- Towel holder
- Washbasin with single door cupboard below
- Fully separate shower

## KITCHEN



- Extractor hood
- Metal drawer runners with soft closing system
- Dual fuel gas & electric hob with glass lid with oven & grill
- Stainless steel sink with glass lid
- Microwave oven
- 145 litre fridge/freezer with automatic energy selection
- White stone kitchen work top
- Work top extension

## ELECTRICS, GAS & PLUMBING



- TV aerial
- TV aerial socket
- 3 x 220v sockets
- 3 x 12v sockets
- Mains consumer unit with mains isolator
- 12v fuse board with battery recharger with MPPT Solar Regulator
- Large & easy to read 12v control panel near to the entrance door
- Low energy consumption LED lighting
- Truma combi 6kw heating & water system which operates on gas or electric
- Pressurized fresh water system with self-filling pump
- Isolation taps for gas appliances
- Solar panel
- Fan rooflight
- Grade III Winter pack incl:
  - Insulated & heated waste tanks
  - Insulated external pipes
  - External thermal screen cover
  - External fridge vent covers
- Leisure battery
- CO2 alarm
- Smoke alarm

## SECURITY SYSTEMS



- Trafficmaster Trackstar S7 Tracker with 1 years free subscription
- Manufacturer Immobiliser

## WARRANTY



For full warranty details please visit:  
[www.marquisleisure.co.uk/warranty](http://www.marquisleisure.co.uk/warranty)

# WEIGHTS & DIMENSIONS

## TESSORO RANGE

Model	TESSORO 413		TESSORO 463		TESSORO 481		TESSORO 487	
	170bhp Manual	170bhp Automatic (optional)	170bhp Manual	170bhp Automatic (optional)	170bhp Manual	170bhp Automatic (optional)	170bhp Manual	170bhp Automatic (optional)
Berths (sleeping positions)	4		4		4		4	
Designated Passenger Seats (incl. driver)	4		4		4		4	
Overall Length	6411mm / 21'1"		7388mm / 24'2"		5980mm / 19'7"		6980mm / 22'9"	
Overall Width (mirrors folded)	2330mm / 7'6"		2350mm / 7'7"		2350mm / 7'7"		2350mm / 7'7"	
Overall Width (mirrors extended)	2750mm / 9'0"		2740mm / 8'7"		2740mm / 8'7"		2740mm / 8'7"	
Overall Height (excl. TV aerial)	2890mm / 9'5"		2950mm / 9'8"		2950mm / 9'8"		2950mm / 9'8"	
Internal Height (max)	2110mm / 6'9"		2000mm / 6'5"		2000mm / 6'5"		2000mm / 6'5"	
Maximum Permissible Laden Mass (a)	3500kg		3500kg		3500kg		3500kg	
Mass in Running Order (b)	3025kg	3075kg	3086kg	3136kg	2948kg	2998kg	3090kg	3140kg
Maximum User Payload (c) (c=a-b)	475kg	425kg	414kg	364kg	516kg	466kg	410kg	360kg
Maximum Trailer Weight	1550kg		1550kg		1550kg		1550kg	
Gross Train Weight	5050kg		5050kg		5050kg		5050kg	
<b>Bed Sizes</b>								
Drop Down Bed	1390mm x 1900mm 4'6" x 6'2"		1390mm x 1900mm 4'6" x 6'2"		1390mm x 1900mm 4'6" x 6'2"		1390mm x 1900mm 4'6" x 6'2"	
Front Double	-		-		1400mm x 2100mm 4'6" x 6'9"		1400mm x 2100mm 4'6" x 6'9"	
Rear Singles	2 x 800mm x 2100mm 2'6" x 6'9"		2 x 800mm x 1900mm 2'6" x 6'2"		-		-	
<b>Rear Garage</b>								
Aperture Dimensions#	1045 /225mm (h) x 840mm (w) x 2175mm (d)		1130mm (h) x 1205mm (w) x 2175mm (d)		1900/830mm (h) x 535mm (w) x 380/945mm (d)		1300mm (h) x 855mm (w) x 2175mm (d)	
Rear Garage Max Load Limit	225kg		225kg		150kg		225kg	

**Data & accuracy:** The contents of this publication are as accurate as possible at the time of going to press, but this information should not be regarded as an infallible guide to current specifications, nor does it constitute an offer for the sale of any particular vehicle. Details of performance, dimensions and weights are subject to minor deviations within manufacturer tolerance limits (max +/- 5%). The Mass In Running Order (MIRO) - Weight of the Motorhome equipped to the manufacturer's standard specification including essential habitational equipment. The MIRO is the mass of the unladen vehicle, including an allowance for the driver (assumed 75 kg) and a 90% full fuel tank. The MIRO is calculated with the fresh water tank empty. If you travel with water in the freshwater tank then the User Payload will reduce accordingly. Maximum User Payload includes Personal Effects Payload, conventional load and the Optional Equipment Payload. Please ensure that you've allowed for the masses of all items you intend to carry in the Motorhome. All data is calculated using metric weights and measurements. The imperial figures quoted are conversions thereof and have been rounded to the nearest inch. All dimensions have a tolerance of +/- 25mm. Your Motorhome weights have been calculated with all water tanks empty and we recommend you travel with all water tanks empty. Heights are measured on an unladen vehicle excluding any roof areal. The maximum weight capacity for an electric drop down bed is 250kg, fixed rear beds have a limit of 250kg, overcab beds are 250kg and bunkbeds 100kg. # Garage dimensions quoted are "aperture" height and width and interior garage dimensions may vary. The optional Automatic gearbox on the Ford Chassis will increase the MIRO by 50kg and therefore reduce the user payload by the same amount.



OVERVIEW

TESSORO RANGE

FEATURES

WEIGHTS & DIMENSIONS

360° VIRTUAL TOURS

VIDEO REVIEWS

